

Cancer Factsheet

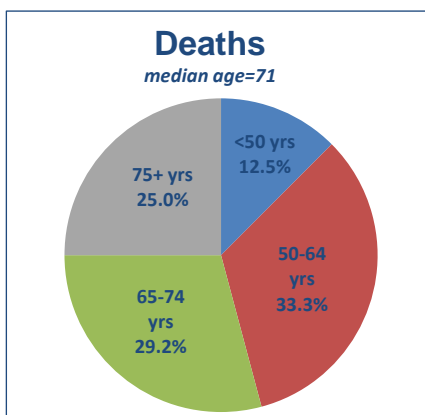
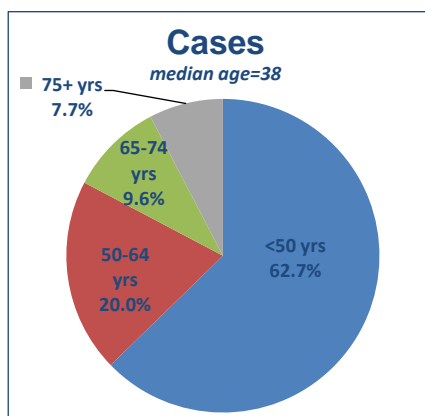
Hodgkin's lymphoma

Key facts

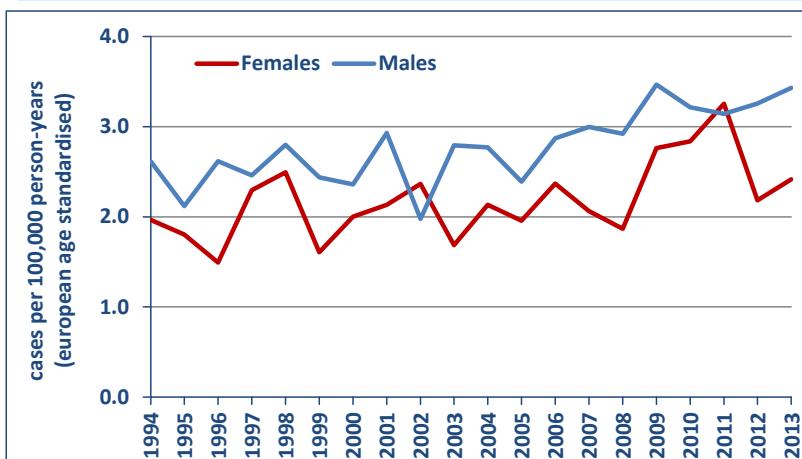
	Females	Males	Total
Number of new cases per year	60	75	135
Incidence rate (cases per 100,000 per year)	2.6	3.3	-
Cumulative lifetime risk of diagnosis (to age 74)	0.2%	0.3%	-
Percentage of all invasive cancers	0.6	0.7	0.7
Ranking amongst most common cancers diagnosed	18th	16th	14th
Number of deaths per year	10	14	24
Mortality rate (deaths per 100,000 per year)	0.4	0.6	-
Cumulative lifetime risk of death (to age 74)	<0.1%	0.1%	-
Percentage of all cancer deaths	0.2	0.3	0.3
Ranking amongst most common invasive cancer deaths	18th	15th	19th
Number of people with this cancer still alive in 2013	733	872	1,605
Number alive per 100,000	32	38	35

* invasive cancers only, excluding non-melanoma skin cancer

Age profile at diagnosis & death



Trends in incidence rate 1994-2013



APC#: Males (94-13) 1.9%; Females (94-13) 2.0%

Annual Percentage Change

5 year net survival

Diagnosed	Net survival (age standardised)	95% confidence intervals
1994-1999	73.0%	(69.1-76.9%)
2000-2005	80.8%	(77.4-84.2%)
2006-2011	82.1%	(79.0-85.2%)
2008-2012*	82.6%	(79.3-85.8%)

* hybrid estimate