

# Cancer Factsheet

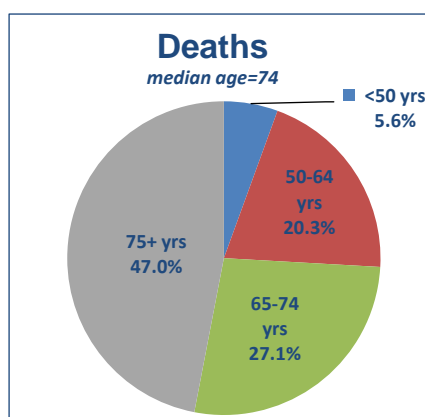
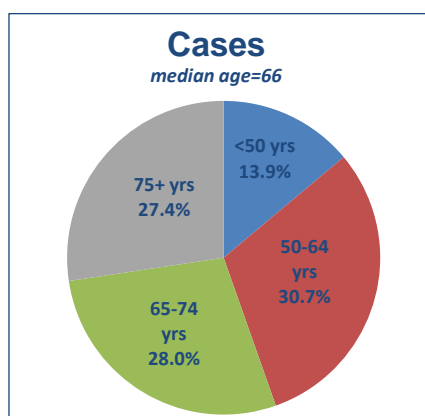
## Overview & most common cancers

### Key facts – all cancers combined

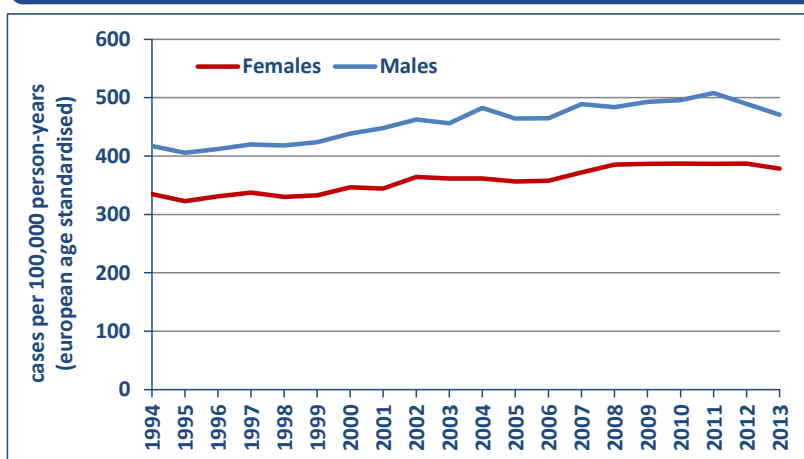
	Females	Males	Total
<b>Number of new cases per year</b>	9,506	10,948	20,454
Incidence rate (cases per 100,000 per year)	384.0	489.1	-
Cumulative lifetime risk of diagnosis (to age 74)	26.4%	33.7%	-
<b>Number of deaths per year</b>	4,260	4,796	9,056
Mortality rate (deaths per 100,000 per year)	152.7	210.9	-
Cumulative lifetime risk of death (to age 74)	10.3%	12.9%	-
<b>Number of people with this cancer still alive in 2013</b>	63,240	60,102	123,342
Number alive per 100,000	2,727	2,643	2,685

\* invasive cancers only, excluding non-melanoma skin cancer

### Age profile at diagnosis & death



### Trends in incidence rate 1994-2013



APC<sup>#</sup>: Males (94-08) 1.4%, (08-13) -0.3%; Females (94-13) 1.0%  
# Annual Percentage Change

### 5 year net survival, all invasive cancers

Diagnosed	Net Survival (age standardised)	95% confidence intervals
<b>FEMALES</b>		
1994-1999	47.8%	(47.2 - 48.4%)
2000-2005	52.9%	(52.4 - 53.5%)
2006-2011	57.1%	(56.5 - 57.6%)
2008-2012*	57.7%	(57.2 - 58.3%)
<b>MALES</b>		
1994-1999	40.7%	(40.1 - 41.3%)
2000-2005	51.9%	(51.3 - 52.4%)
2006-2011	58.6%	(58.1 - 59.2%)
2008-2012*	59.0%	(58.5 - 59.6%)

\* hybrid estimate

## Key facts – most common cancers

### FEMALES

	Cases per year	% all cancers*	Ranking	Incidence rate	Deaths per year
All cancers*	9,506	100	-	384.0	4,260
mouth & pharynx (C01-C14)	122	1.3	16	5.1	44
oesophagus (C15)	138	1.4	14	5.0	123
stomach (C16)	192	2.0	11	7.1	122
colorectal (C18-C21)	1,044	11.0	2	40.0	441
pancreas (C25)	238	2.5	9	8.7	270
lung (C34)	1,026	10.8	3	40.3	773
melanoma skin (C43)	491	5.2	4	19.8	82
female breast (C50)	2,883	30.3	1	122.6	711
cervix (C53)	295	3.1	8	12.4	74
corpus uteri (C54)	435	4.6	5	18.6	95
ovary (C56)	361	3.8	6	14.8	266
prostate (C61)	0	0.0	-	0.0	0
testis (C62)	0	0.0	-	0.0	0
kidney (C64)	197	2.1	10	8.0	91
bladder (C67)	135	1.4	15	4.9	65
brain & CNS (C70-C72)	162	1.7	13	6.7	103
Hodgkin's Lymphoma (C81)	60	0.6	18	2.6	10
non-Hodgkin's lymphoma (C82-C85)	352	3.7	7	14.2	126
multiple myeloma (C90)	96	1.0	17	3.6	78
leukaemia (C91-C95)	190	2.0	12	7.6	111

codes in brackets following cancer name are the ICD10 codes used to define this cancer/cancer group

\*cases= invasive cancers only, excluding non-melanoma skin cancer (ICD10: C00-C43, C45-C96); deaths=all cancers

incidence rate- cases per 100,000 per year European Age Standardised)

### MALES

	Cases per year	% all cancers*	Ranking	Incidence rate	Deaths per year
All cancers*	10,948	100	-	489.1	4,796
mouth & pharynx (C01-C14)	280	2.6	10	12.7	111
oesophagus (C15)	251	2.3	12	11.3	257
stomach (C16)	341	3.1	7	15.1	179
colorectal (C18-C21)	1,460	13.3	2	64.8	595
pancreas (C25)	259	2.4	11	11.5	239
lung (C34)	1,290	11.8	3	57.2	1114
melanoma skin (C43)	422	3.9	4	18.8	100
male breast (C50)	34	0.3	-	1.5	7
cervix (C53)	0	0.0	-	0.0	0
corpus uteri (C54)	0	0.0	-	0.0	0
ovary (C56)	0	0.0	-	0.0	0
prostate (C61)	3,400	31.1	1	154.0	504
testis (C62)	167	1.5	14	7.0	5
kidney (C64)	373	3.4	6	16.7	163
bladder (C67)	306	2.8	8	13.5	147
brain & CNS (C70-C72)	203	1.9	13	9.0	152
Hodgkin's Lymphoma (C81)	75	0.7	16	3.3	14
non-Hodgkin's lymphoma (C82-C85)	406	3.7	5	18.1	119
multiple myeloma (C90)	153	1.4	15	6.8	94
leukaemia (C91-C95)	289	2.6	9	12.8	170

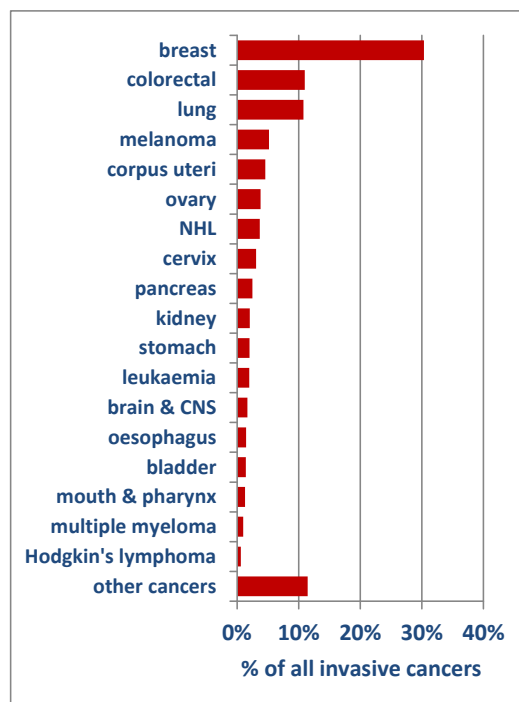
codes in brackets following cancer name are the ICD10 codes used to define this cancer/cancer group

\*cases= invasive cancers only, excluding non-melanoma skin cancer (ICD10: C00-C43, C45-C96); deaths=all cancers

incidence rate- cases per 100,000 per year European Age Standardised)

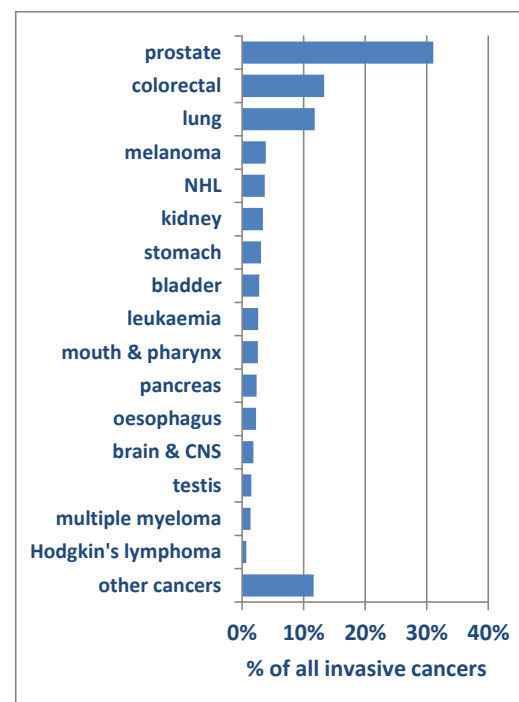
## Composition of cancers

### FEMALES



\*NHL: non Hodgkin's lymphoma

### MALES



\*NHL: non Hodgkin's lymphoma