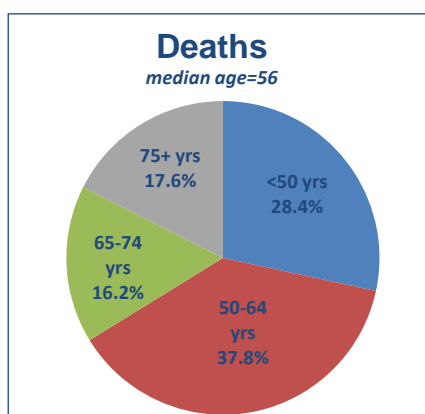
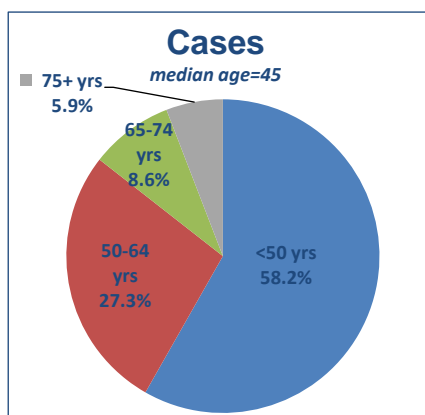


Key facts

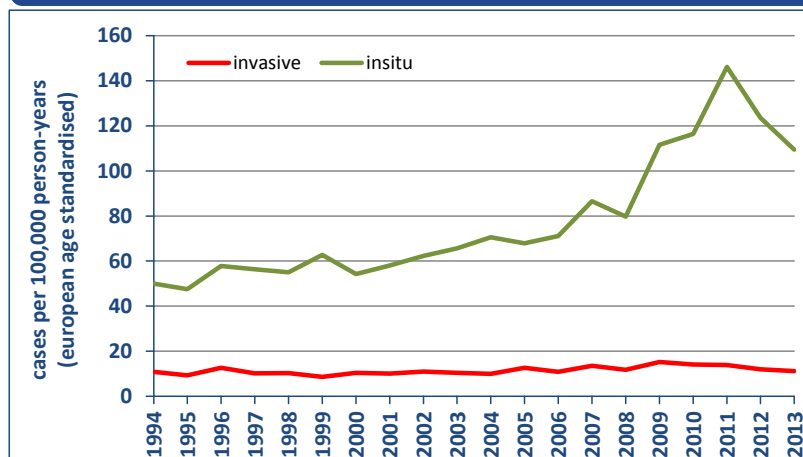
	Invasive	In Situ (CIN III)
Number of new cases per year	295	3,213
Incidence rate (cases per 100,000 per year)	12.4	126.4
Cumulative lifetime risk of diagnosis (to age 74)	1.0%	8.7%
Percentage of all invasive cancers	3.1	-
Ranking amongst most common cancers diagnosed	8th	-
Number of deaths per year	74	-
Mortality rate (deaths per 100,000 per year)	3.1	-
Cumulative lifetime risk of death (to age 74)	0.2%	-
Percentage of all cancer deaths	1.7	-
Ranking amongst most common invasive cancer deaths	15th	-
Number of people with this cancer still alive in 2013	2,977	35,175
Number alive per 100,000	128	1,517

* invasive cancers only, excluding non-melanoma skin cancer

Age profile (invasive only)



Trends in incidence rate 1994-2013



APC#: Invasive (94-13) 1.6%; In situ (94-13) 5.9%

Annual Percentage Change

5 year net survival (invasive)

Diagnosed	Net survival (age standardised)	95% confidence intervals
1994-1999	57.7%	(53.9-61.4%)
2000-2005	56.6%	(53.4-59.8%)
2006-2011	61.7%	(58.4-65.0%)
2008-2012*	61.3%	(57.9-64.6%)

* hybrid estimate