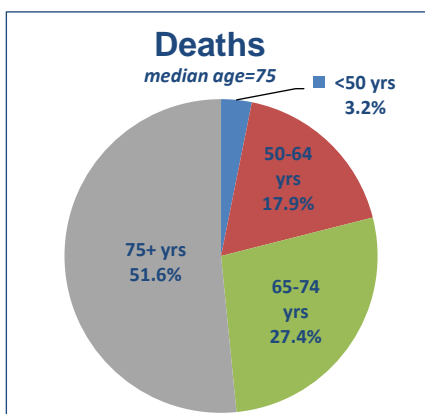
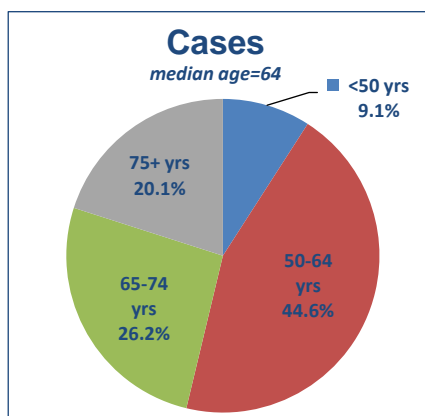


Key facts

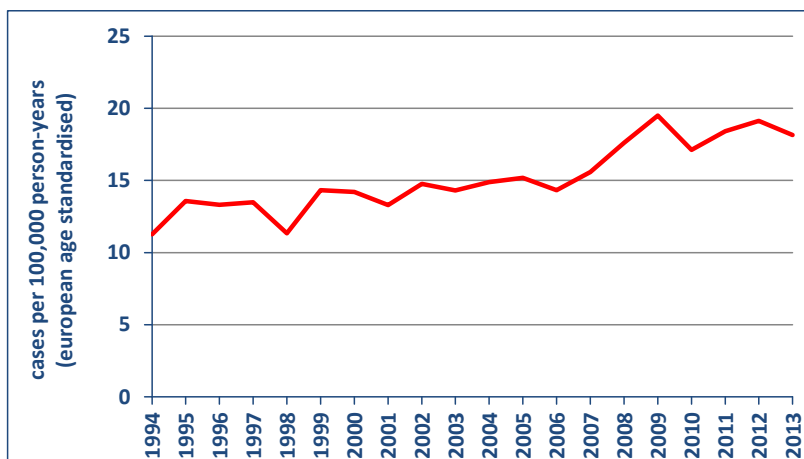
	Females	Males	Total
Number of new cases per year	435	-	-
Incidence rate (cases per 100,000 per year)	18.6	-	-
Cumulative lifetime risk of diagnosis (to age 74)	1.6%	-	-
Percentage of all invasive cancers	4.6	-	-
Ranking amongst most common cancers diagnosed	5th	-	-
Number of deaths per year	95	-	-
Mortality rate (deaths per 100,000 per year)	3.3	-	-
Cumulative lifetime risk of death (to age 74)	0.2%	-	-
Percentage of all cancer deaths	2.2	-	-
Ranking amongst most common invasive cancer deaths	11th	-	-
Number of people with this cancer still alive in 2013	3,873	-	-
Number alive per 100,000	167	-	-

* invasive cancers only, excluding non-melanoma skin cancer

Age profile at diagnosis & death



Trends in incidence rate 1994-2013



APC#: (94-13) 2.5%

Annual Percentage Change

5 year net survival

Diagnosed	Net survival (age standardised)	95% confidence intervals
1994-1999	72.9%	(69.4-76.3%)
2000-2005	74.4%	(71.3-77.4%)
2006-2011	72.5%	(69.4-75.6%)
2008-2012*	73.6%	(70.6-76.6%)

* hybrid estimate