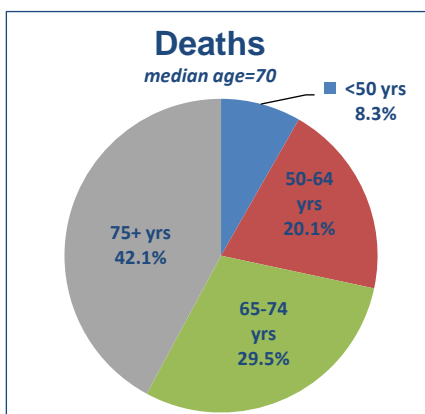
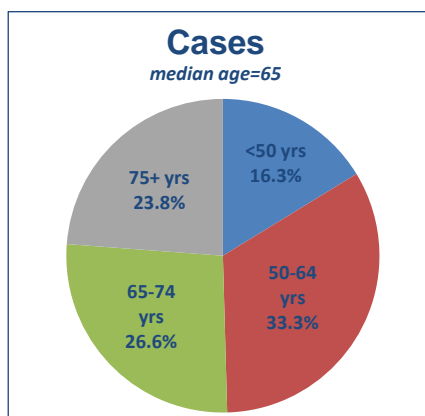


Key facts

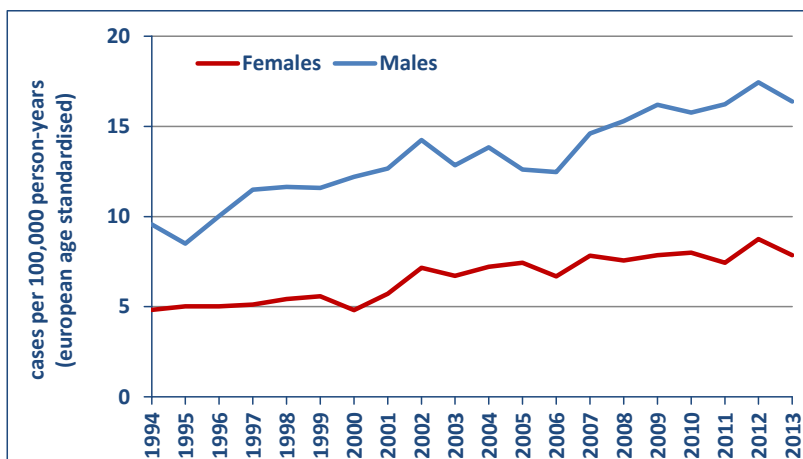
	Females	Males	Total
Number of new cases per year	197	373	570
Incidence rate (cases per 100,000 per year)	8.0	16.7	-
Cumulative lifetime risk of diagnosis (to age 74)	0.7%	1.4%	-
Percentage of all invasive cancers	2.1	3.4	2.8
Ranking amongst most common cancers diagnosed	10th	6th	5th
Number of deaths per year	91	163	254
Mortality rate (deaths per 100,000 per year)	3.3	7.2	-
Cumulative lifetime risk of death (to age 74)	0.2%	0.5%	-
Percentage of all cancer deaths	2.1	3.4	2.8
Ranking amongst most common invasive cancer deaths	12th	8th	11th
Number of people with this cancer still alive in 2013	1,359	2,216	3,575
Number alive per 100,000	59	97	78

* invasive cancers only, excluding non-melanoma skin cancer

Age profile at diagnosis & death



Trends in incidence rate 1994-2013



APC#: Males (94-13) 3.0%; Females (94-13) 3.0%

Annual Percentage Change

5 year net survival

Diagnosed	Net survival (age standardised)	95% confidence intervals
1994-1999	46.8%	(44.0-49.6%)
2000-2005	49.5%	(47.0-52.0%)
2006-2011	57.5%	(54.9-60.1%)
2008-2012*	57.4%	(54.8-59.9%)

* hybrid estimate