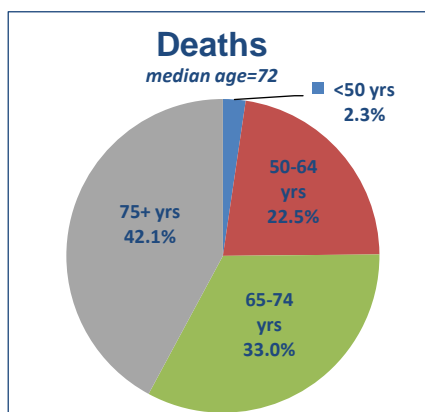
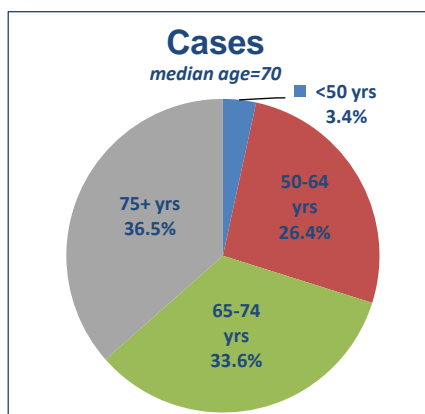


Key facts

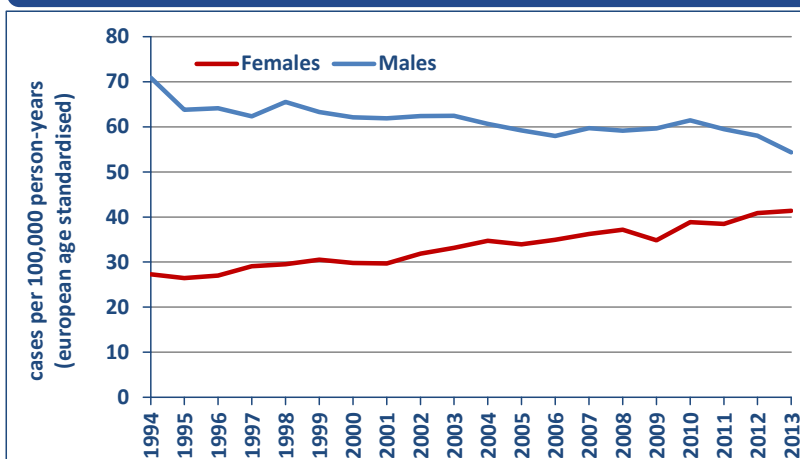
	Females	Males	Total
Number of new cases per year	1,026	1,290	2,316
Incidence rate (cases per 100,000 per year)	40.3	57.2	-
Cumulative lifetime risk of diagnosis (to age 74)	3.3%	4.4%	-
Percentage of all invasive cancers	10.8	11.8	11.3
Ranking amongst most common cancers diagnosed	3rd	3rd	2nd
Number of deaths per year	773	1,114	1,887
Mortality rate (deaths per 100,000 per year)	28.3	49.0	-
Cumulative lifetime risk of death (to age 74)	2.2%	3.6%	-
Percentage of all cancer deaths	18.1	23.2	20.8
Ranking amongst most common invasive cancer deaths	1st	1st	1st
Number of people with this cancer still alive in 2013	2,298	2,210	4,508
Number alive per 100,000	99	97	98

* invasive cancers only, excluding non-melanoma skin cancer

Age profile at diagnosis & death



Trends in incidence rate 1994-2013



APC[#]: Males (94-13) -0.8%; Females (94-13) 2.3%

Annual Percentage Change

5 year net survival

Diagnosed	Net survival (age standardised)	95% confidence intervals
1994-1999	9.3%	(8.6-10.0%)
2000-2005	10.6%	(10.0-11.3%)
2006-2011	14.4%	(13.5-15.2%)
2008-2012*	15.3%	(14.4-16.2%)

* hybrid estimate