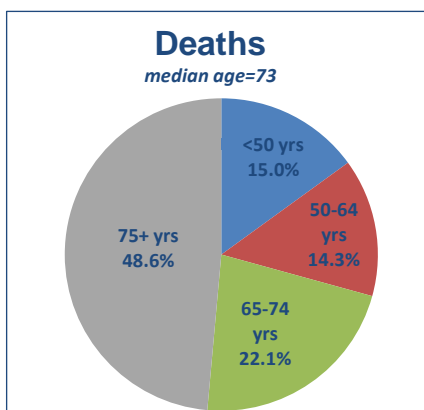
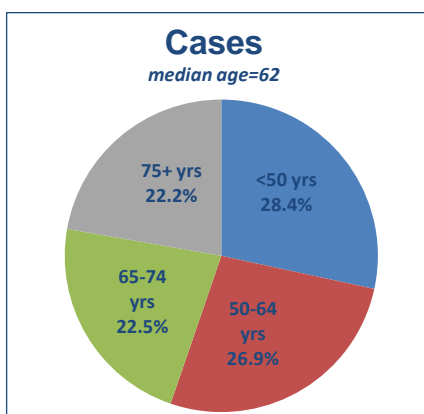


Key facts

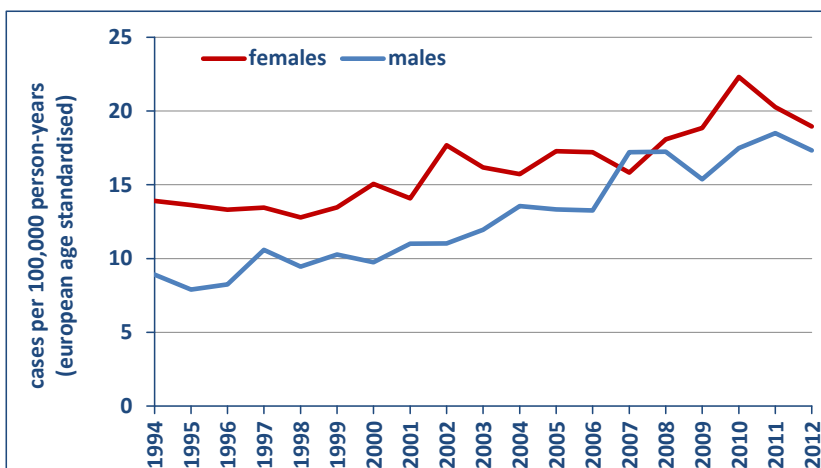
	Females	Males	Total
Number of new cases per year	496	392	889
Incidence rate (cases per 100,000 per year)	20.5	17.8	-
Cumulative lifetime risk of diagnosis (to age 74)	1.6%	1.4%	-
Percentage of all invasive cancers	5.3	3.6	4.4
Ranking amongst most common cancers diagnosed*	4th	5th	5th
Number of deaths per year	56	84	140
Mortality rate (deaths per 100,000 per year)	1.9	3.7	-
Cumulative lifetime risk of death (to age 74)	0.1%	0.2%	-
Percentage of all cancer deaths	1.4	1.8	1.6
Ranking amongst most common invasive cancer deaths	17th	15th	17th
Number of people with this cancer still alive in 2012	4,946	3,027	7,973
Number alive per 100,000	214	133	174

* invasive cancers only, excluding non-melanoma skin cancer

Age profile at diagnosis & death



Trends in incidence rate 1994-2012



Annual % change in incidence rates: Females 2.6%, Males 4.8%

5 year net survival

Years	Net Survival (age standardised)	95% confidence intervals
1994-1999	83.2%	(81.0 - 85.4%)
2000-2005	86.0%	(84.3 - 87.7%)
2006-2011	86.1%	(84.4 - 87.8%)
2008-2012*	86.3%	(84.7 - 87.8%)

* hybrid estimate