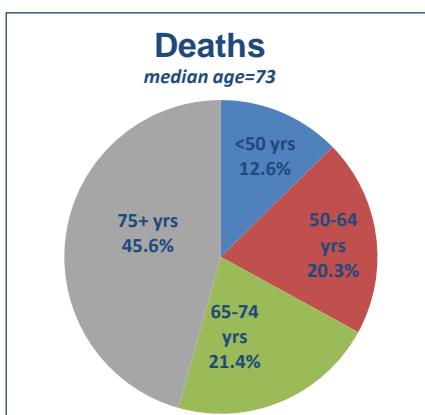
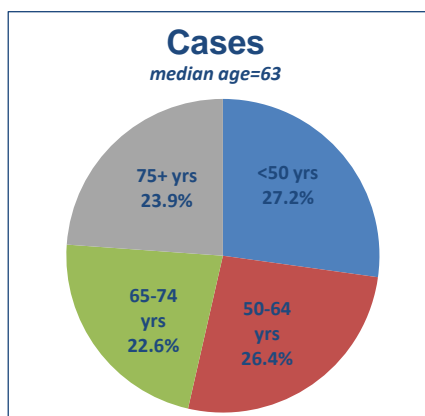


Key facts

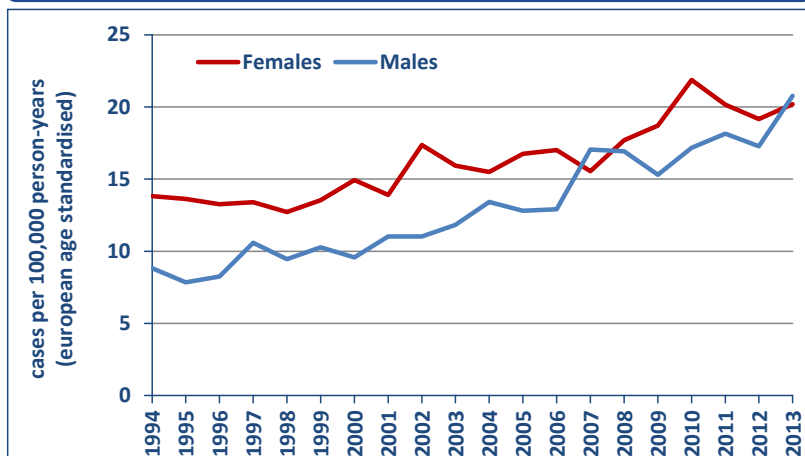
	Females	Males	Total
Number of new cases per year	491	422	913
Incidence rate (cases per 100,000 per year)	19.8	18.8	-
Cumulative lifetime risk of diagnosis (to age 74)	1.6%	1.5%	-
Percentage of all invasive cancers	5.2	3.9	4.5
Ranking amongst most common cancers diagnosed	4th	4th	3rd
Number of deaths per year	82	100	182
Mortality rate (deaths per 100,000 per year)	2.9	4.4	-
Cumulative lifetime risk of death (to age 74)	0.2%	0.3%	-
Percentage of all cancer deaths	1.9	2.1	2.0
Ranking amongst most common invasive cancer deaths	13th	13th	14th
Number of people with this cancer still alive in 2013	5,230	3,280	8,510
Number alive per 100,000	225	144	185

* invasive cancers only, excluding non-melanoma skin cancer

Age profile at diagnosis & death



Trends in incidence rate 1994-2013



APC#: Males (94-13) 4.9%; Females (94-13) 2.6%

Annual Percentage Change

5 year net survival

Diagnosed	Net survival (age standardised)	95% confidence intervals
1994-1999	83.3%	(81.2-85.5%)
2000-2005	85.9%	(84.3-87.6%)
2006-2011	86.0%	(84.3-87.6%)
2008-2012*	86.2%	(84.7-87.7%)

* hybrid estimate