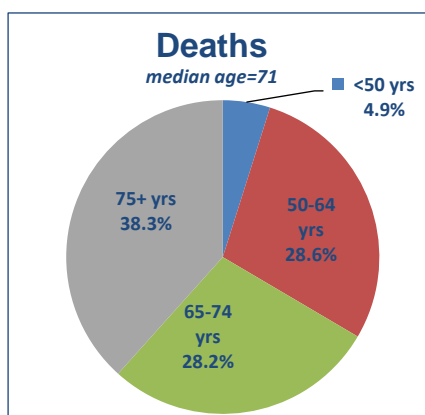
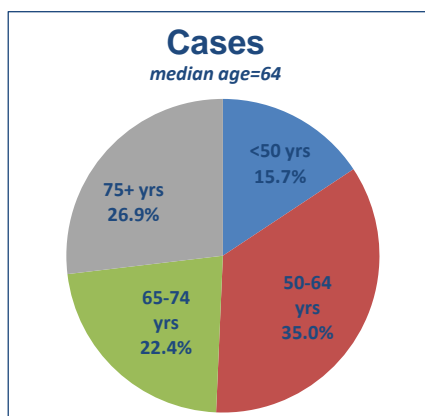


Key facts

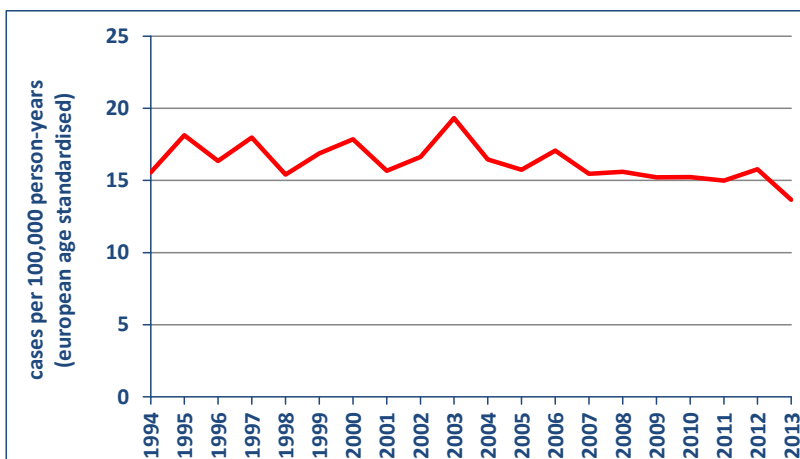
	Females	Males	Total
Number of new cases per year	361	-	-
Incidence rate (cases per 100,000 per year)	14.8	-	-
Cumulative lifetime risk of diagnosis (to age 74)	1.2%	-	-
Percentage of all invasive cancers	3.8	-	-
Ranking amongst most common cancers diagnosed	6th	-	-
Number of deaths per year	266	-	-
Mortality rate (deaths per 100,000 per year)	10.2	-	-
Cumulative lifetime risk of death (to age 74)	0.8%	-	-
Percentage of all cancer deaths	6.2	-	-
Ranking amongst most common invasive cancer deaths	5th	-	-
Number of people with this cancer still alive in 2013	2,027	-	-
Number alive per 100,000	87	-	-

* invasive cancers only, excluding non-melanoma skin cancer

Age profile at diagnosis & death



Trends in incidence rate 1994-2013



APC#: (94-13) -0.8%

Annual Percentage Change

5 year net survival

Diagnosed	Net survival (age standardised)	95% confidence intervals
1994-1999	29.2%	(27.0-31.4%)
2000-2005	29.8%	(27.8-31.9%)
2006-2011	31.6%	(29.1-34.1%)
2008-2012*	32.9%	(30.4-35.4%)

* hybrid estimate