National Cancer Registry Ireland

Cancer Factsheet

Prostate

Key facts

	Females	Males	Total
Number of new cases per year	-	3,384	-
Incidence rate (cases per 100,000 per year)	-	157.3	-
Cumulative lifetime risk of diagnosis (to age 74)	-	13.8%	-
Percentage of all invasive cancers	-	31.5	-
Ranking amongst most common cancers diagnosed*	-	1st	-
Number of deaths per year	-	519	-
Mortality rate (deaths per 100,000 per year)	-	22.9	-
Cumulative lifetime risk of death (to age 74)	-	0.9%	-
Percentage of all cancer deaths	-	11.1	-
Ranking amongst most common invasive cancer deaths	-	3rd	-
Number of people with this cancer still alive in 2012	-	26,358	-
Number alive per 100,000	-	1,161	-

** invasive cancers only, excluding non-melanoma skin cancer*

Age profile at diagnosis & death

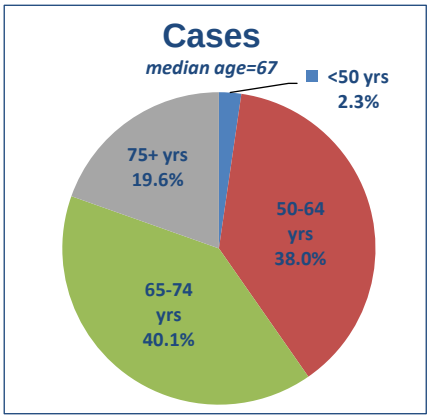

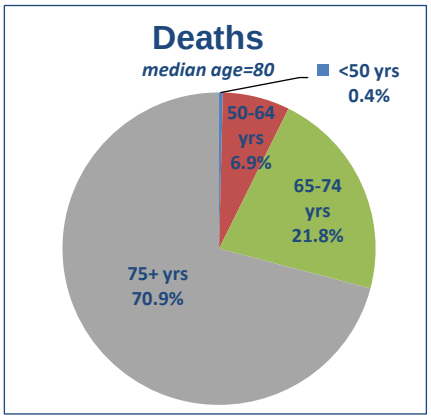

Trends in incidence rate 1994-2012

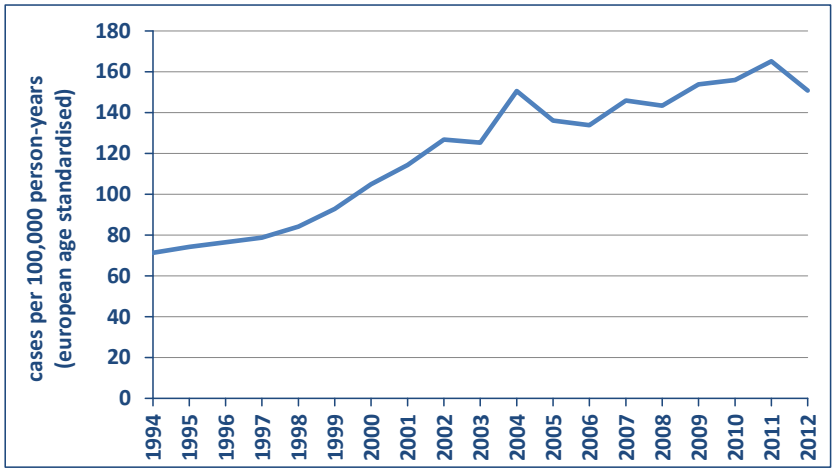

Annual % change in incidence rate: **5.0%**

5 year net survival

Years	Net Survival *(age standardised)*	95% confidence intervals
1994-1999	69.4%	(67.5 - 71.4%)
2000-2005	86.1%	(85.0 - 87.2%)
2006-2011	90.8%	(89.8 - 91.9%)
2008-2012*	91.0%	(90.0 - 92.0%)

** hybrid estimate*

Information on cancer mortality provided by the Central Statistics Office
Incidence: 2010-2012 averages, mortality: 2012, unless otherwise stated

Last updated 20th March 2015
© National Cancer Registry, Ireland