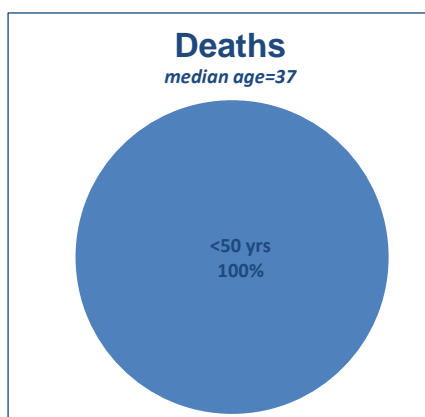
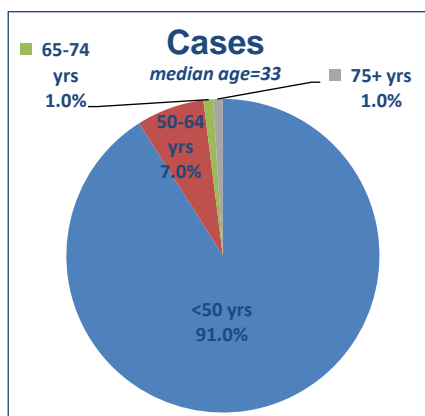


Key facts

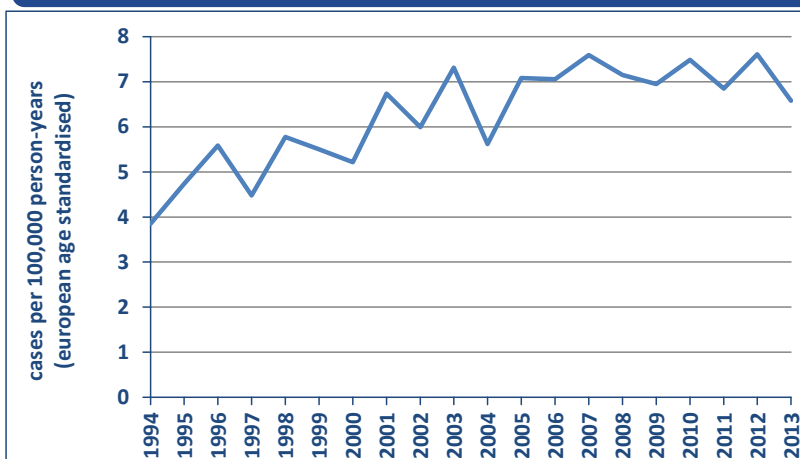
	Females	Males	Total
Number of new cases per year	-	167	-
Incidence rate (cases per 100,000 per year)	-	7.0	-
Cumulative lifetime risk of diagnosis (to age 74)	-	0.5%	-
Percentage of all invasive cancers	-	1.5	-
Ranking amongst most common cancers diagnosed	-	14th	-
Number of deaths per year	-	5	-
Mortality rate (deaths per 100,000 per year)	-	0.2	-
Cumulative lifetime risk of death (to age 74)	-	<0.1%	-
Percentage of all cancer deaths	-	0.1	-
Ranking amongst most common invasive cancer deaths	-	17th	-
Number of people with this cancer still alive in 2013	-	2,575	-
Number alive per 100,000	-	113	-

* invasive cancers only, excluding non-melanoma skin cancer

Age profile at diagnosis & death



Trends in incidence rate 1994-2013



APC#: (94-07) 3.8% (07-13) -1.2%

Annual Percentage Change

5 year net survival

Diagnosed	Net survival (age standardised)	95% confidence intervals
1994-1999	90.3%	(86.9-93.7%)
2000-2005	96.2%	(94.4-97.9%)
2006-2011	95.9%	(93.6-98.2%)
2008-2012*	95.7%	(93.3-98.2%)

* hybrid estimate