

# Cancer Factsheet

## Hodgkin's lymphoma

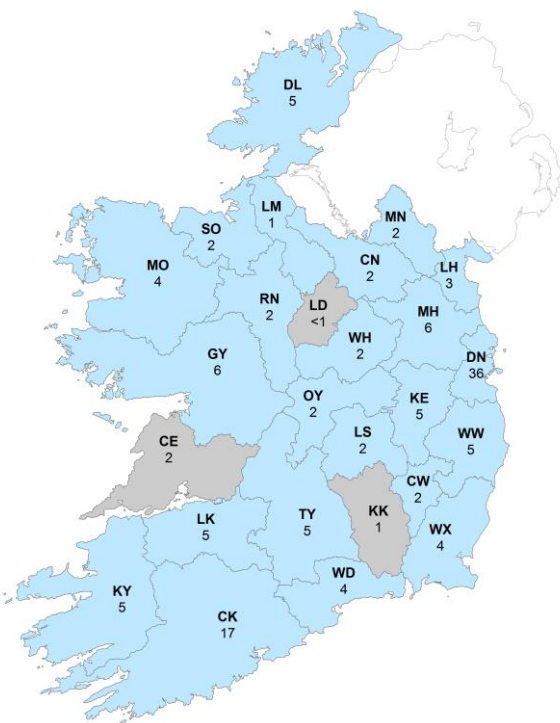
### Key facts

|  | Females          | Males            | Total            |
|--|------------------|------------------|------------------|
| <b>Number of new cases per year</b>                              | 59               | 81               | 140              |
| <b>Incidence rate (cases per 100,000 per year)</b>               | 2.6              | 3.6              | -                |
| <b>Cumulative lifetime risk of diagnosis (to age 74)</b>         | 1 in 500         | 1 in 345         | -                |
| <b>Percentage of all invasive cancers *</b>                      | 0.6%             | 0.7%             | 0.7%             |
| <b>Ranking among most common cancers *</b>                       | 20 <sup>th</sup> | 18 <sup>th</sup> | 17 <sup>th</sup> |
| <b>Number of deaths per year</b>                                 | 12               | 12               | 24               |
| <b>Mortality rate (deaths per 100,000 per year)</b>              | 0.5              | 0.5              | -                |
| <b>Cumulative lifetime risk of death (to age 74)</b>             | <1 in 1000       | <1 in 1000       | -                |
| <b>Percentage of all cancer deaths</b>                           | 0.3%             | 0.3%             | 0.3%             |
| <b>Ranking among most common invasive cancer deaths</b>          | 20 <sup>th</sup> | 17 <sup>th</sup> | 17 <sup>th</sup> |
| <b>Number of people with this cancer still alive, end 2014 #</b> | 793              | 936              | 1729             |
| <b>Number alive per 100,000</b>                                  | 34               | 41               | 37               |

\*invasive cancers only, excluding non-melanoma skin cancer

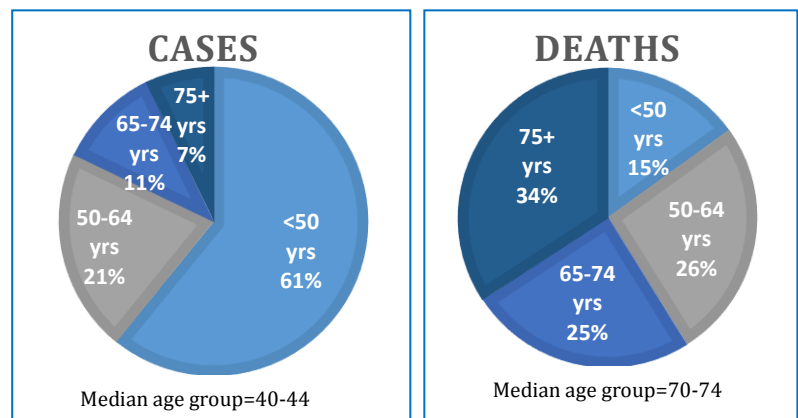
# diagnosed since 1994

### Cases mapped by county



Annual average number of cases, 2005-2014:  
colours indicate higher or lower than  
expected based on national rates

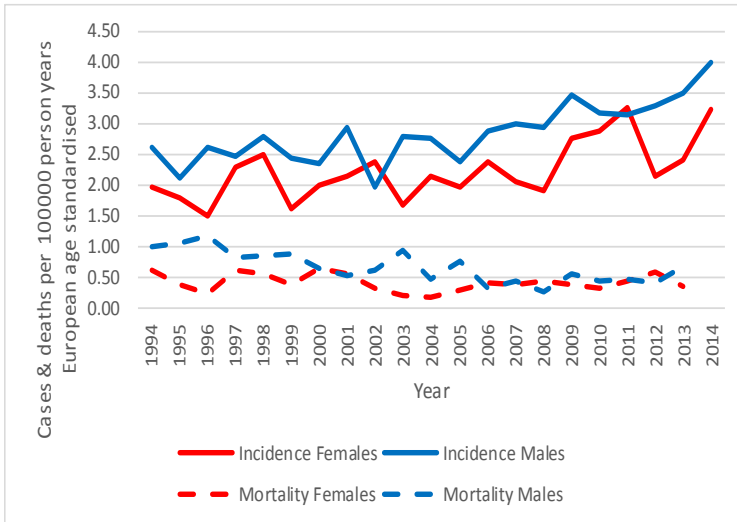
### Age profile at diagnosis and death



### Top risk factors

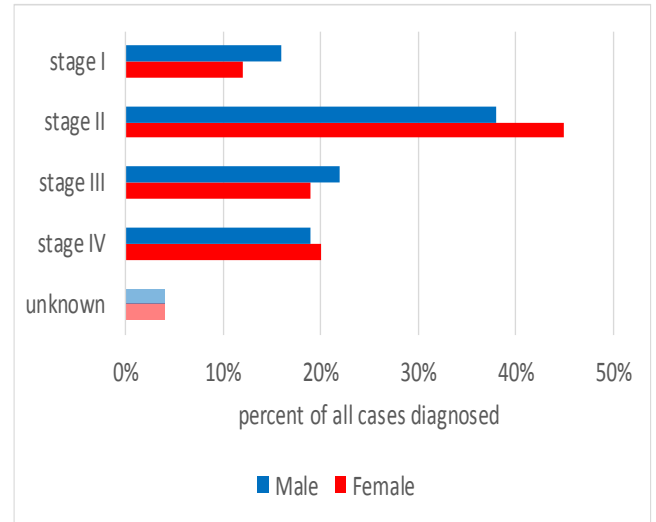
- Being in young or late adulthood
  - Being male
- Infection with the Epstein-Barr virus
- First-degree relative (parent, brother, or sister) with Hodgkin lymphoma

## Trend in incidence and mortality



**APC# Incidence: Males (94-14) 2.2%; Females (94-14) 2.3%**  
**Mortality: Males (94-13) -4.4%; Females (94-14) -1.1%**  
 # Annual Percentage Change

## Stage at diagnosis



## Treatment within 1 year

99%  
pathologically  
diagnosed

2% Surgery

24%  
Radiotherapy

87%  
Chemotherapy

% of all cases diagnosed 2012-2014

## 5 year net survival

| Diagnosed | Net survival<br>(age standardised) | 95%<br>Confidence<br>interval |
|-----------|------------------------------------|-------------------------------|
| 1994-1998 | 73.1%                              | 68.8-77.3%                    |
| 1999-2003 | 77.9%                              | 74.3-81.6%                    |
| 2004-2008 | 82.3%                              | 78.9-85.7%                    |
| 2009-2013 | 82.5%                              | 79.4-85.6%                    |

\*10 year net survival (hybrid analysis):

76.6% (73.2-80.0%)