

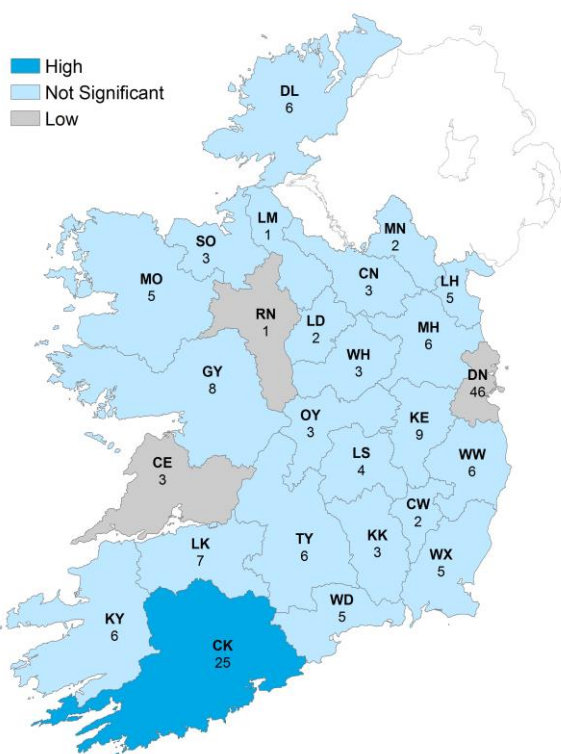
Key facts

	Females	Males	Total
Number of new cases per year	-	172	-
Incidence rate (cases per 100,000 per year)	-	7.3	-
Cumulative lifetime risk of diagnosis (to age 74)	-	1 in 189	-
Percentage of all invasive cancers *	-	1.5%	-
Ranking among most common cancers *	-	15 th	-
Number of deaths per year	-	7	-
Mortality rate (deaths per 100,000 per year)	-	0.3	-
Cumulative lifetime risk of death (to age 74)	-	<1 in 1000	-
Percentage of all cancer deaths	-	0.2%	-
Ranking among most common invasive cancer deaths	-	19 th	-
Number of people with this cancer still alive, end 2014 #	-	2749	-
Number alive per 100,000	-	121	-

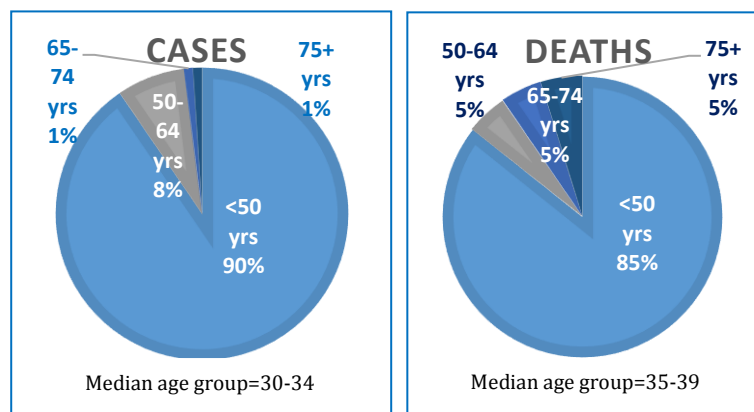
*invasive cancers only, excluding non-melanoma skin cancer

diagnosed since 1994

Cases mapped by county



Age profile at diagnosis and death

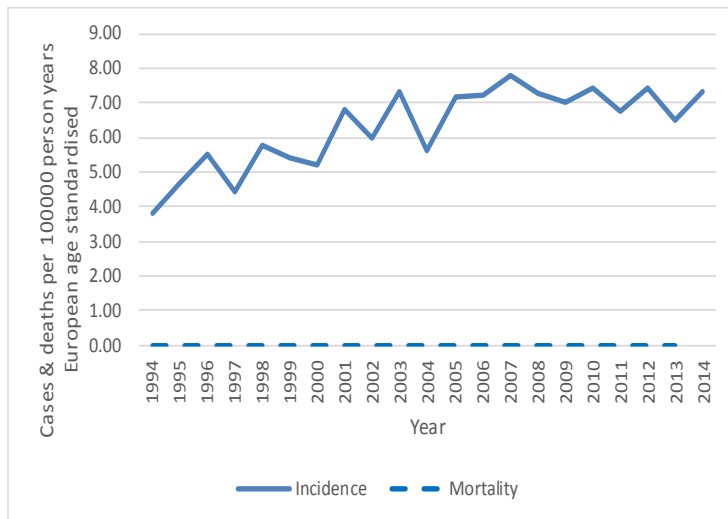


Top risk factors

- Having had an undescended testicle
- Abnormal development of the testicles
- Personal history of testicular cancer
- Family history of testicular cancer (especially in a father or brother)
 - Being white

Annual average number of cases, 2005-2014:
colours indicate higher or lower than
expected based on national rates

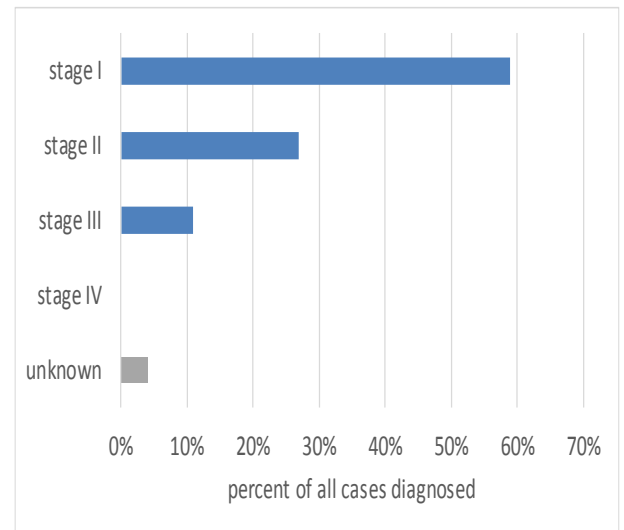
Trend in incidence and mortality



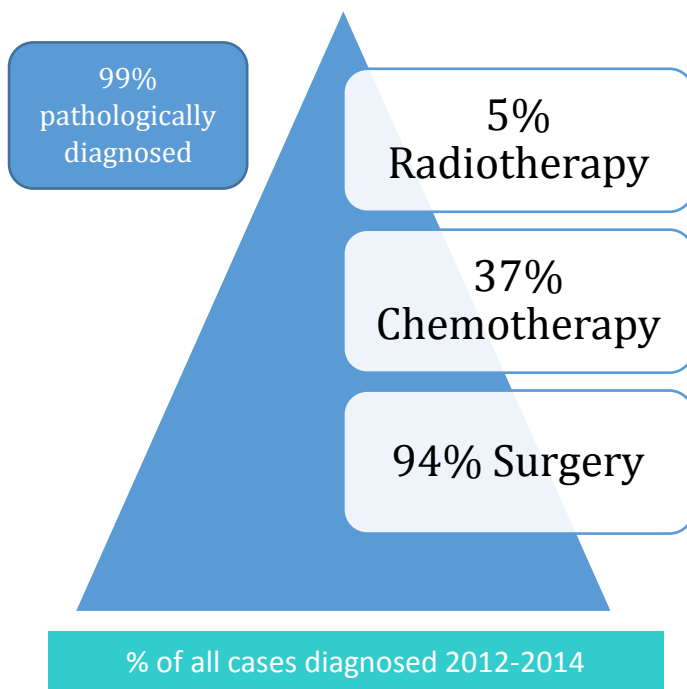
APC# Incidence: (94-14) 2.3%
Mortality: (94-13) -2.8%

Annual Percentage Change

Stage at diagnosis



Treatment within 1 year



5 year net survival

Diagnosed	Net survival (age standardised)	95% Confidence interval
1994-1998	89.0%	84.9-93.2%
1999-2003	95.3%	93.3-97.4%
2004-2008	98.0%	96.9-99.0%
2009-2013	95.8%	93.3-98.3%

*10 year net survival (hybrid analysis):

95.5% (92.9-98.1%)