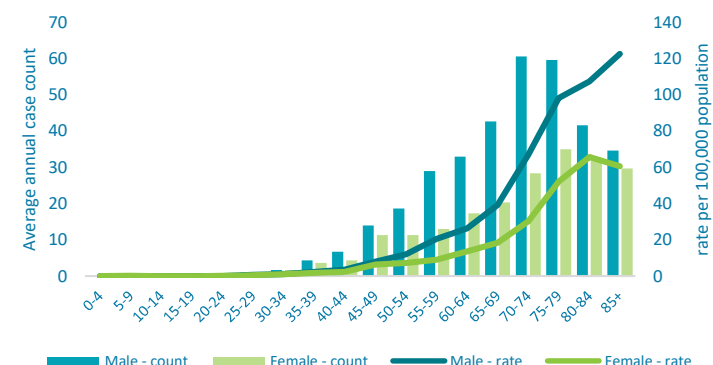


Cancer Factsheet

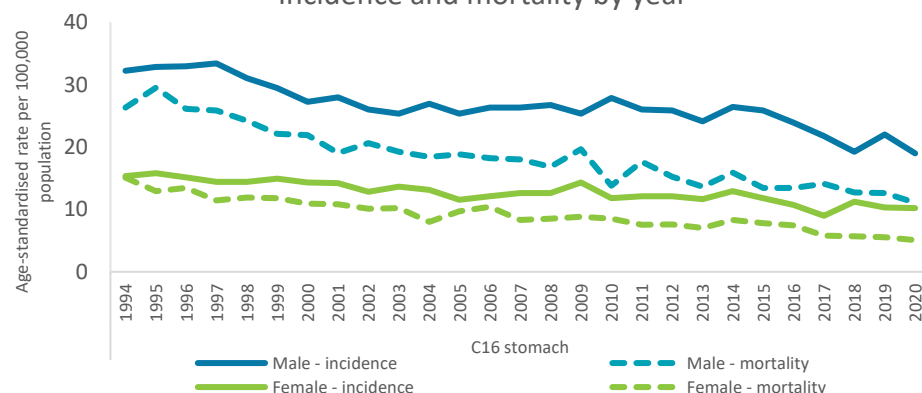
Stomach (ICD-10 C16)

New cases 2018-2020	Female	Male	Total
Number of new cases per year C16 stomach	209	348	557
Incidence rate (cases per 100,000 per year)	10.6	20.1	15
Cumulative lifetime risk of diagnosis	1 in 94	1 in 58	1 in 72
Percentage of all invasive cancers (excl NMSC)	1.8%	2.7%	2.3%
Ranking among most common invasive cancers (excl NMSC)	14	10	10
Median age at diagnosis (years)	73	72	72
Deaths 2018-2020	Female	Male	Total
Number of deaths per year C16 stomach	108	199	306
Mortality rate (deaths per 100,000 per year)	5.4	12.1	8.4
Cumulative risk of death to age 75 years	1 in 513	1 in 239	1 in 327
Percentage of all invasive cancer deaths (excl NMSC)	2.5%	4.0%	3.3%
Ranking among most common invasive cancer deaths (excl NMSC)	10	7	9
Median age at death (years)	76	75	75

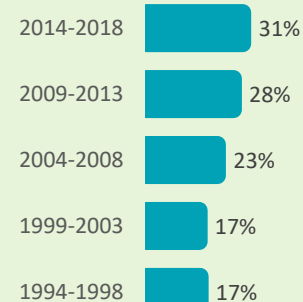
Age and sex



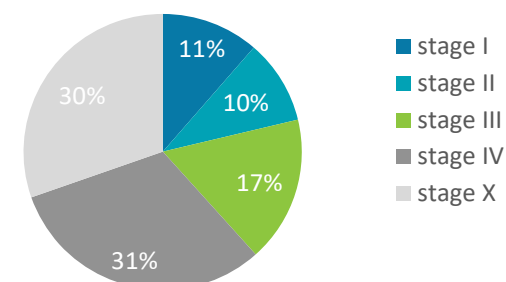
Incidence and mortality by year



5-year net survival



Stage at Diagnosis



For further information please visit www.ncri.ie

Incidence rates age standardised using 2013 European population. Data presented refer to cases diagnosed 2018-2020 unless otherwise specified. Data on stage relates to cases diagnosed 2014-2018.