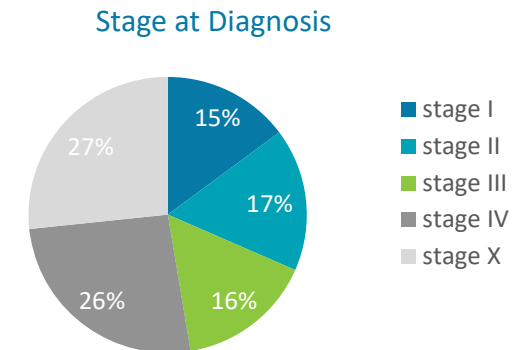
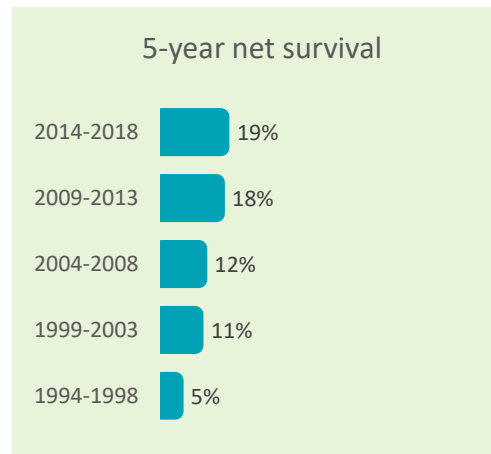
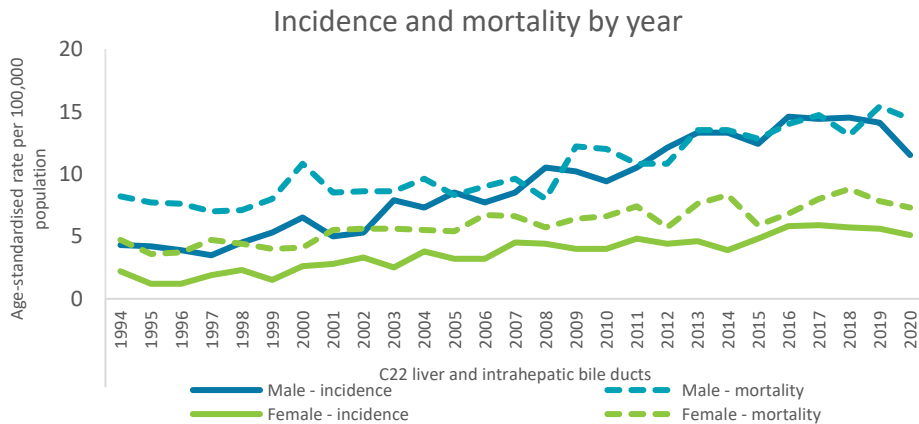
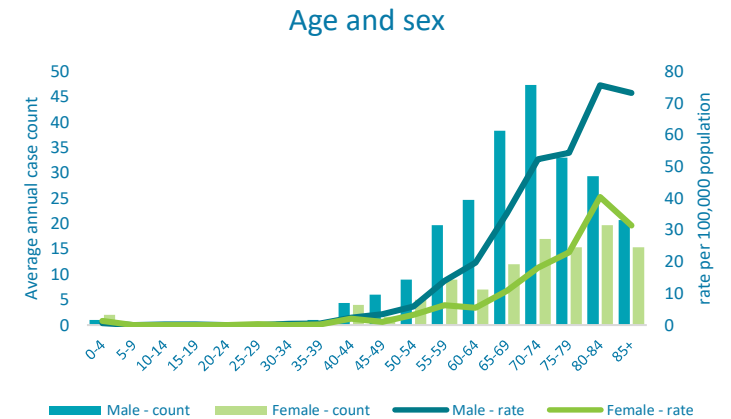


Cancer Factsheet

Liver and intrahepatic bile ducts (ICD-10 C22)



| New cases 2018-2020 | | | |
|--|----------|----------|----------|
| | Female | Male | Total |
| Number of new cases per year C22 liver and intrahepatic bile ducts | 109 | 236 | 344 |
| Incidence rate (cases per 100,000 per year) | 5.5 | 13.4 | 9.2 |
| Cumulative lifetime risk of diagnosis | 1 in 176 | 1 in 87 | 1 in 117 |
| Percentage of all invasive cancers (excl NMSC) | 1.0% | 1.8% | 1.4% |
| Ranking among most common invasive cancers (excl NMSC) | 20 | 14 | 18 |
| Median age at diagnosis (years) | 74 | 71 | 72 |
| Deaths 2018-2020 | | | |
| Number of deaths per year C22 liver and intrahepatic bile ducts | 155 | 242 | 398 |
| Mortality rate (deaths per 100,000 per year) | 8 | 14.3 | 10.9 |
| Cumulative risk of death to age 75 years | 1 in 316 | 1 in 152 | 1 in 206 |
| Percentage of all invasive cancer deaths (excl NMSC) | 3.6% | 4.8% | 4.2% |
| Ranking among most common invasive cancer deaths (excl NMSC) | 6 | 6 | 7 |
| Median age at death (years) | 75 | 71 | 73 |



For further information please visit www.ncri.ie

Incidence rates age standardised using 2013 European population. Data presented refer to cases diagnosed 2018-2020 unless otherwise specified. Data on stage relates to cases diagnosed 2014-2018.