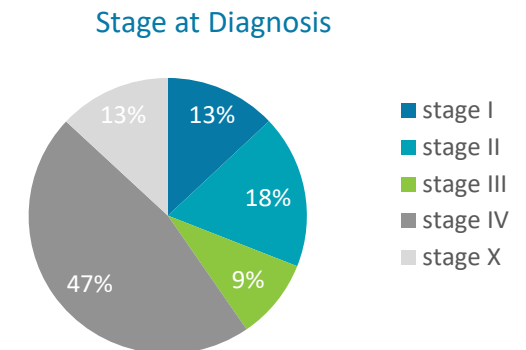
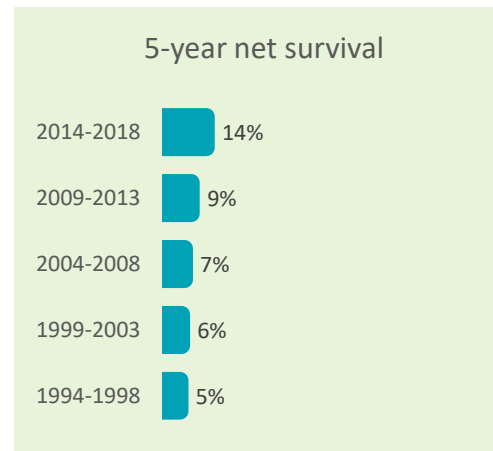
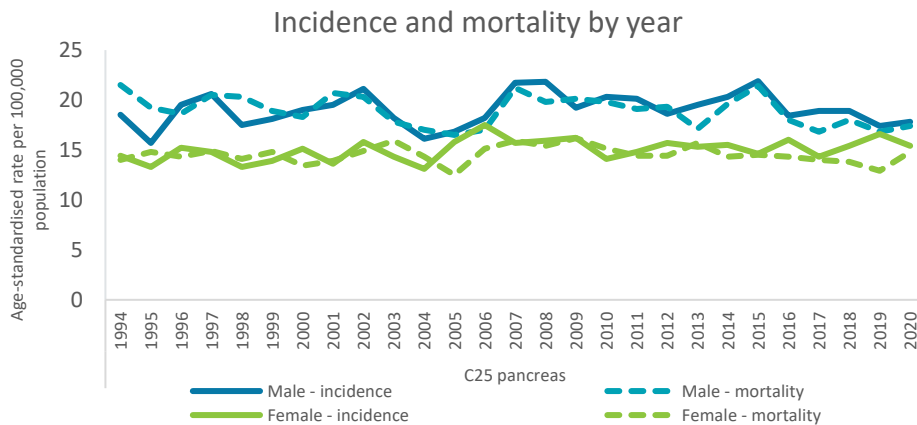
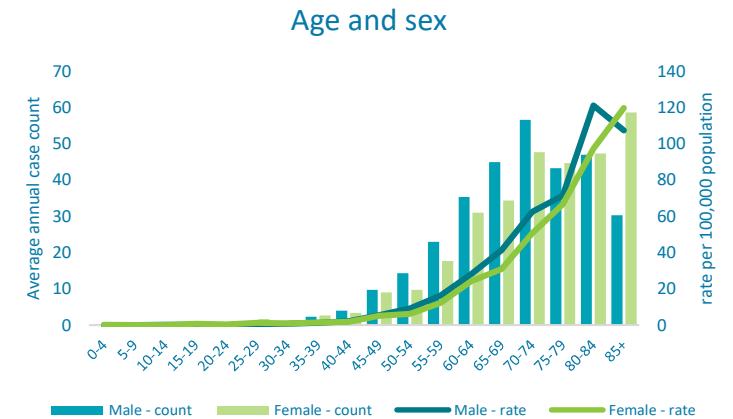


Cancer Factsheet

Pancreas (ICD-10 C25)



New cases 2018-2020			
	Female	Male	Total
Number of new cases per year C25 pancreas	311	313	624
Incidence rate (cases per 100,000 per year)	15.8	18	17
Cumulative lifetime risk of diagnosis	1 in 60	1 in 64	1 in 62
Percentage of all invasive cancers (excl NMSC)	2.7%	2.4%	2.6%
Ranking among most common invasive cancers (excl NMSC)	8	12	8
Median age at diagnosis (years)	74	72	73
Deaths 2018-2020			
Number of deaths per year C25 pancreas	271	294	565
Mortality rate (deaths per 100,000 per year)	13.9	17.4	15.6
Cumulative risk of death to age 75 years	1 in 182	1 in 131	1 in 153
Percentage of all invasive cancer deaths (excl NMSC)	6.2%	5.9%	6.0%
Ranking among most common invasive cancer deaths (excl NMSC)	5	4	5
Median age at death (years)	76	73	74



For further information please visit www.ncri.ie

Incidence rates age standardised using 2013 European population. Data presented refer to cases diagnosed 2018-2020 unless otherwise specified. Data on stage relates to cases diagnosed 2014-2018.