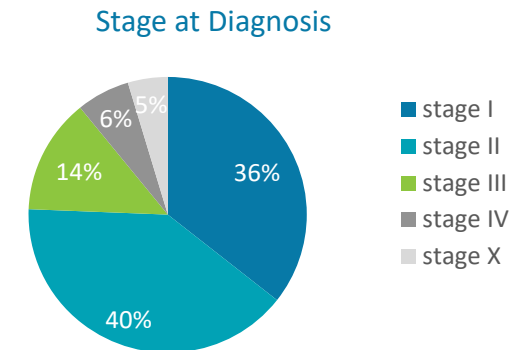
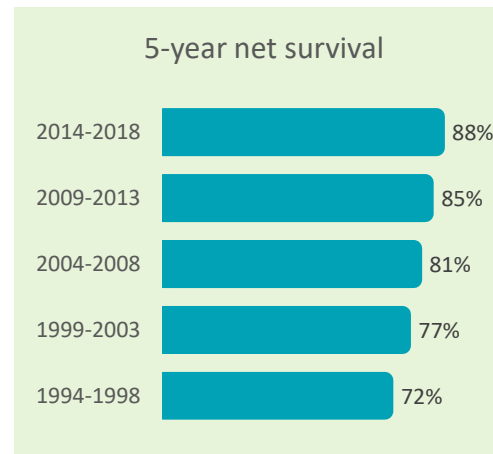
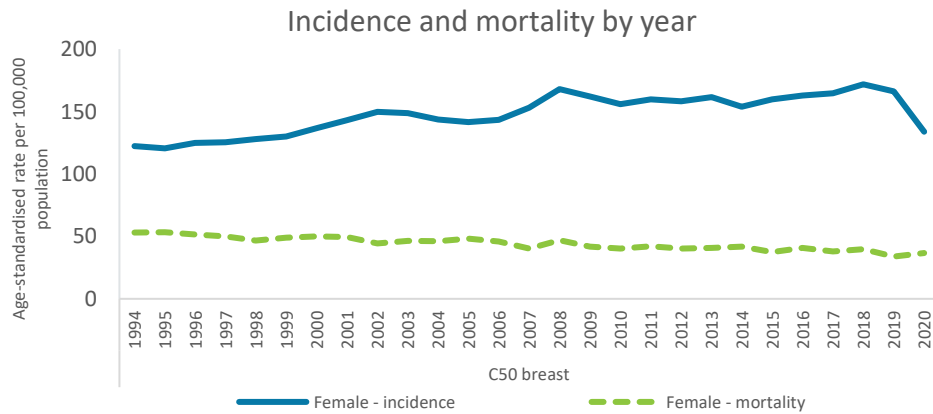
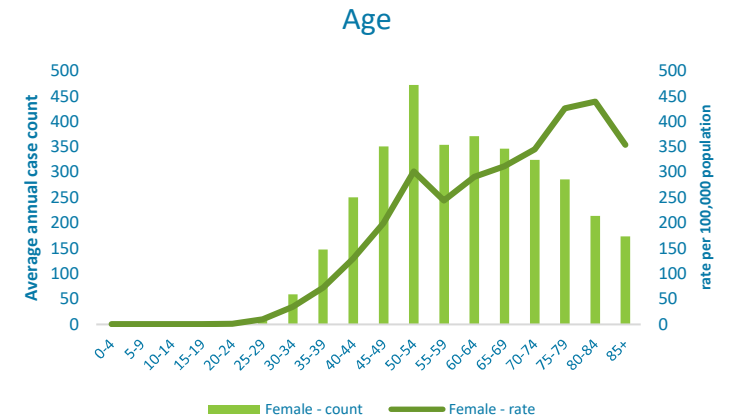


Cancer Factsheet

Female Breast (ICD-10 C50)



New cases 2018-2020			
	Female	Male	Total
Number of new cases per year C50 breast	3363	-	-
Incidence rate (cases per 100,000 per year)	157.2	-	-
Cumulative lifetime risk of diagnosis	1 in 7	-	-
Percentage of all invasive cancers (excl NMSC)	29.8%	-	-
Ranking among most common invasive cancers (excl NMSC)	1	-	-
Median age at diagnosis (years)	60	-	-
Deaths 2018-2020			
Number of deaths per year C50 breast	748	-	-
Mortality rate (deaths per 100,000 per year)	36.8	-	-
Cumulative risk of death to age 75 years	1 in 62	-	-
Percentage of all invasive cancer deaths (excl NMSC)	17.1%	-	-
Ranking among most common invasive cancer deaths (excl NMSC)	2	-	-
Median age at death (years)	72	-	-



For further information please visit www.ncri.ie

Incidence rates age standardised using 2013 European population. Data presented refer to cases diagnosed 2018-2020 unless otherwise specified. Data on stage relates to cases diagnosed 2014-2018.