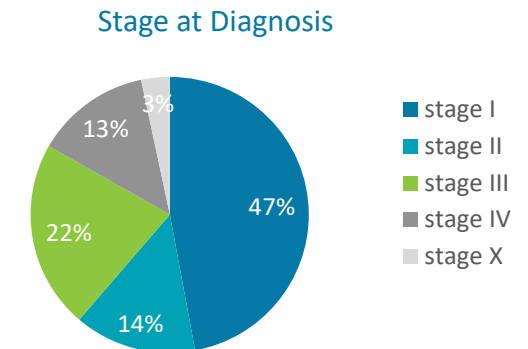
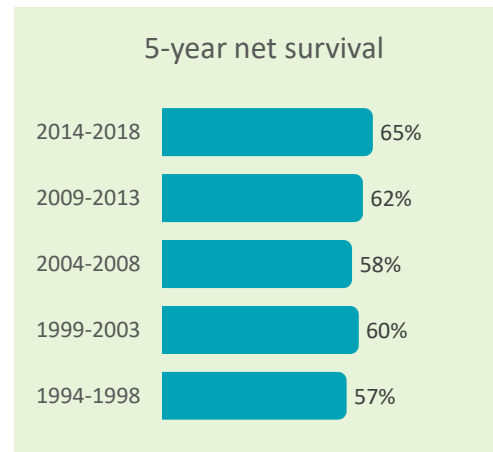
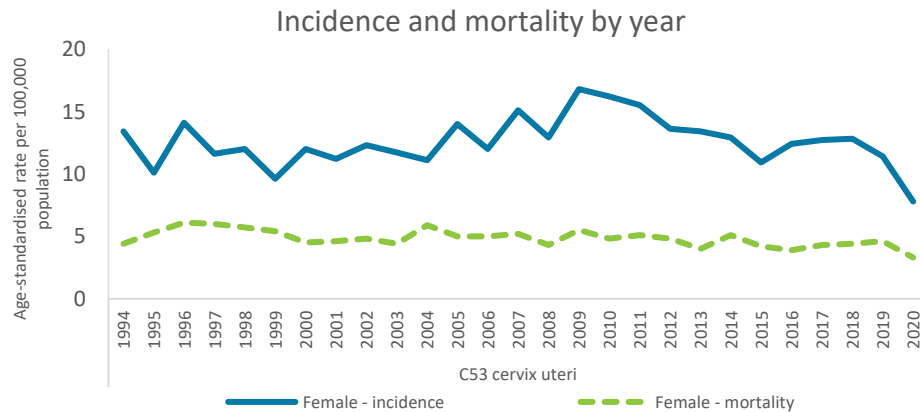
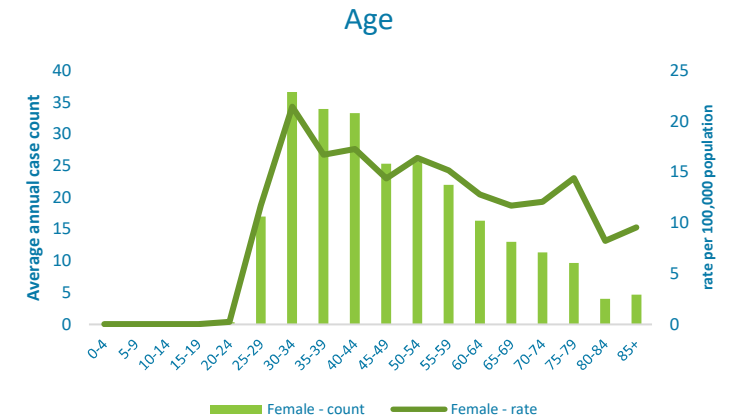


Cancer Factsheet

Cervix uteri (ICD-10 C53)



New cases 2018-2020	Female	Male	Total
Number of new cases per year C53 cervix uteri	253	-	-
Incidence rate (cases per 100,000 per year)	10.7	-	-
Cumulative lifetime risk of diagnosis	1 in 119	-	-
Percentage of all invasive cancers (excl NMSC)	2.2%	-	-
Ranking among most common invasive cancers (excl NMSC)	9	-	-
Median age at diagnosis (years)	46	-	-
Deaths 2018-2020	Female	Male	Total
Number of deaths per year C53 cervix uteri	89	-	-
Mortality rate (deaths per 100,000 per year)	4.1	-	-
Cumulative risk of death to age 75 years	1 in 399	-	-
Percentage of all invasive cancer deaths (excl NMSC)	2.0%	-	-
Ranking among most common invasive cancer deaths (excl NMSC)	13	-	-
Median age at death (years)	60	-	-



For further information please visit www.ncri.ie

Incidence rates age standardised using 2013 European population. Data presented refer to cases diagnosed 2018-2020 unless otherwise specified. Data on stage relates to cases diagnosed 2014-2018.