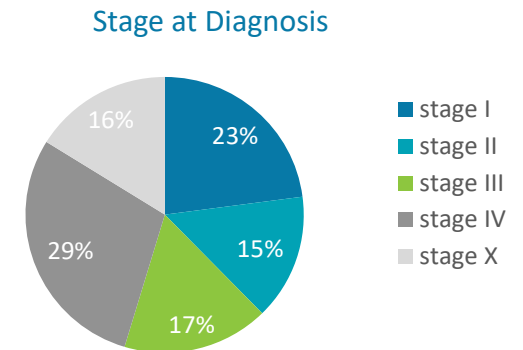
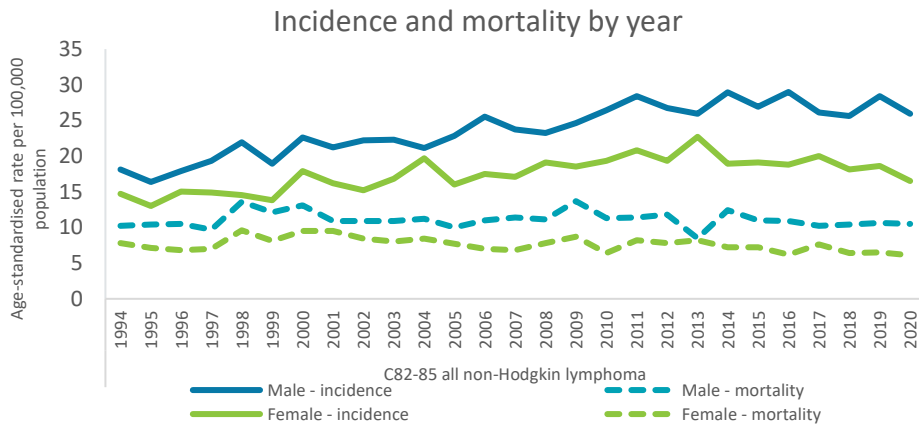
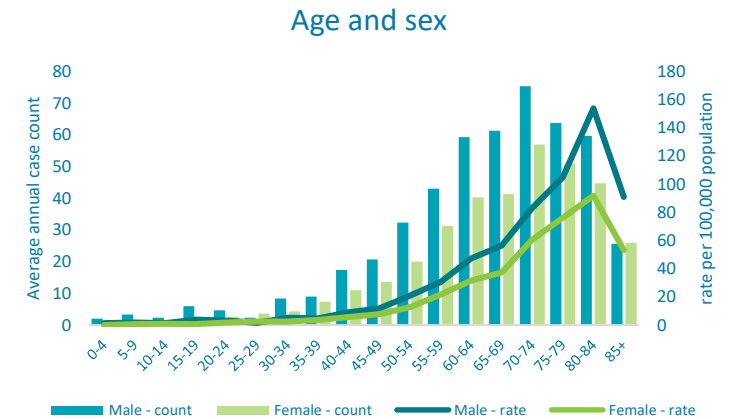


Cancer Factsheet

All non-Hodgkin lymphoma (ICD-10 C82-85)



New cases 2018-2020			
	Female	Male	Total
Number of new cases per year C82-85 all non-Hodgkin lymphoma	358	496	854
Incidence rate (cases per 100,000 per year)	17.7	26.6	22
Cumulative lifetime risk of diagnosis	1 in 60	1 in 45	1 in 52
Percentage of all invasive cancers (excl NMSC)	3.2%	3.8%	3.5%
Ranking among most common invasive cancers (excl NMSC)	7	5	6
Median age at diagnosis (years)	70	68	69
Deaths 2018-2020			
Number of deaths per year C82-85 all non-Hodgkin lymphoma	123	169	291
Mortality rate (deaths per 100,000 per year)	6.4	10.5	8.2
Cumulative risk of death to age 75 years	1 in 507	1 in 293	1 in 373
Percentage of all invasive cancer deaths (excl NMSC)	2.8%	3.4%	3.1%
Ranking among most common invasive cancer deaths (excl NMSC)	-	-	-
Median age at death (years)	78	76	77



For further information please visit www.ncri.ie

Incidence rates age standardised using 2013 European population. Data presented refer to cases diagnosed 2018-2020 unless otherwise specified. Data on stage relates to cases diagnosed 2014-2018.