

Cancer Factsheet

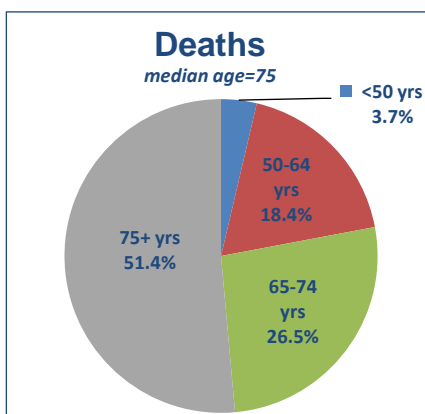
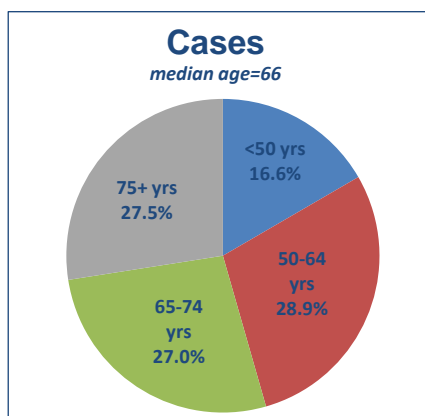
Non Hodgkin's Lymphoma

Key facts

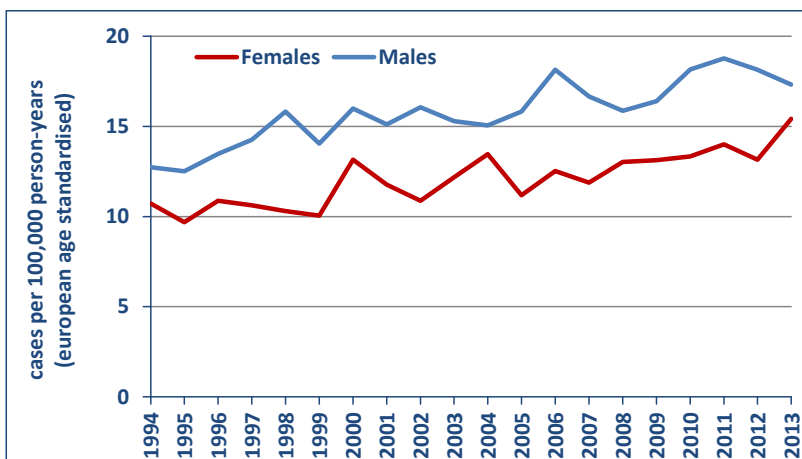
	Females	Males	Total
Number of new cases per year	352	406	757
Incidence rate (cases per 100,000 per year)	14.2	18.1	-
Cumulative lifetime risk of diagnosis (to age 74)	1.2%	1.4%	-
Percentage of all invasive cancers	3.7	3.7	3.7
Ranking amongst most common cancers diagnosed	7th	5th	4th
Number of deaths per year	126	119	245
Mortality rate (deaths per 100,000 per year)	4.3	5.2	-
Cumulative lifetime risk of death (to age 74)	0.3%	0.3%	-
Percentage of all cancer deaths	3.0	2.5	2.7
Ranking amongst most common invasive cancer deaths	6th	11th	12th
Number of people with this cancer still alive in 2013	2,653	2,916	5,569
Number alive per 100,000	114	128	121

* invasive cancers only, excluding non-melanoma skin cancer

Age profile at diagnosis & death



Trends in incidence rate 1994-2013



APC#: Males (94-13) 1.7%; Females (94-13) 1.8%

Annual Percentage Change

5 year net survival

Diagnosed	Net survival (age standardised)	95% confidence intervals
1994-1999	47.1%	(44.8-49.5%)
2000-2005	56.9%	(54.8-59.0%)
2006-2011	63.7%	(61.5-66.0%)
2008-2012*	64.1%	(61.9-66.3%)

* hybrid estimate