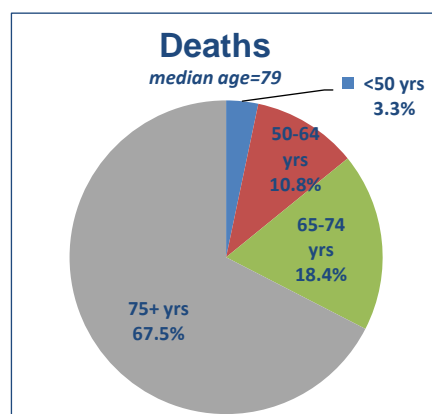
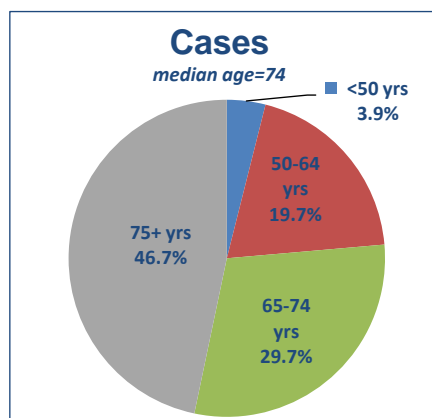


Key facts

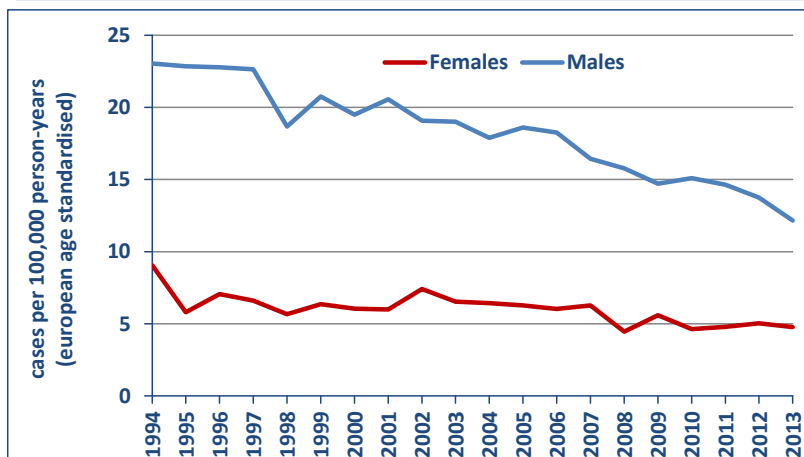
	Females	Males	Total
Number of new cases per year	135	306	440
Incidence rate (cases per 100,000 per year)	4.9	13.5	-
Cumulative lifetime risk of diagnosis (to age 74)	0.3%	0.9%	-
Percentage of all invasive cancers	1.4	2.8	2.2
Ranking amongst most common cancers diagnosed	15th	8th	9th
Number of deaths per year	65	147	212
Mortality rate (deaths per 100,000 per year)	2.0	6.5	-
Cumulative lifetime risk of death (to age 74)	0.1%	0.3%	-
Percentage of all cancer deaths	1.5	3.1	2.3
Ranking amongst most common invasive cancer deaths	16th	10th	13th
Number of people with this cancer still alive in 2013	1,100	2,554	3,654
Number alive per 100,000	47	112	80

* invasive cancers only, excluding non-melanoma skin cancer

Age profile at diagnosis & death



Trends in incidence rate 1994-2013



APC#: Males (94-06) -2.2%, (06-13) -4.5%; Females (94-13) -2.2%

Annual Percentage Change

5 year net survival

Diagnosed	Net survival (age standardised)	95% confidence intervals
1994-1999	70.3%	(68.0-72.6%)
2000-2005	69.8%	(67.6-72.0%)
2006-2011	61.9%	(59.3-64.4%)
2008-2012*	61.9%	(59.4-64.4%)

* hybrid estimate