

# Cancer Factsheet

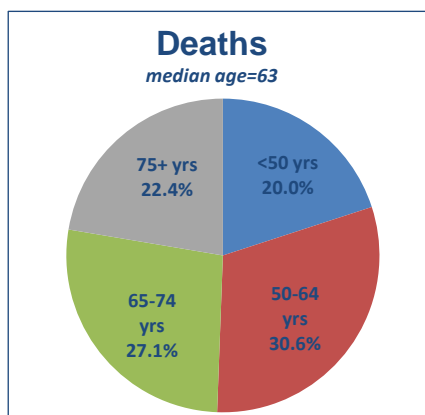
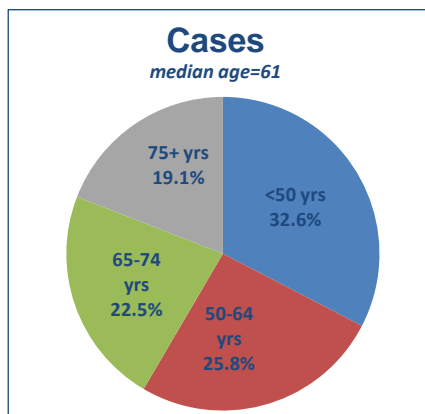
## Brain & Central Nervous System

### Key facts

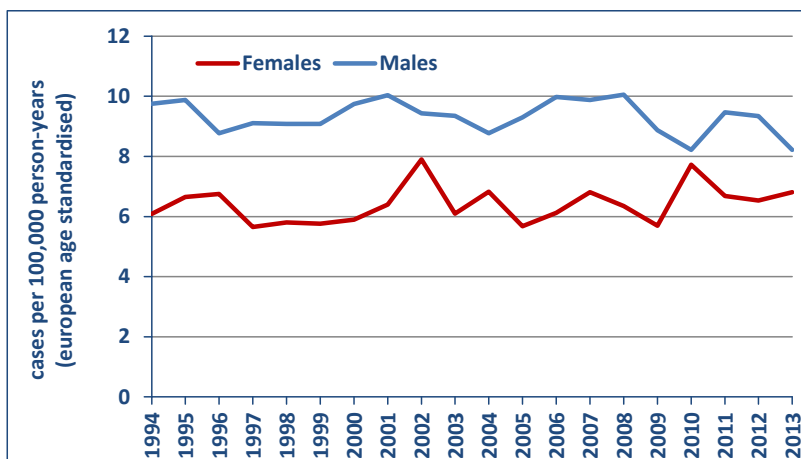
	Females	Males	Total
<b>Number of new cases per year</b>	162	203	365
Incidence rate (cases per 100,000 per year)	6.7	9.0	-
<b>Cumulative lifetime risk of diagnosis (to age 74)</b>	0.5%	0.7%	-
<b>Percentage of all invasive cancers</b>	1.7	1.9	1.8
<b>Ranking amongst most common cancers diagnosed</b>	13th	13th	12th
<b>Number of deaths per year</b>	103	152	255
Mortality rate (deaths per 100,000 per year)	4.2	6.7	-
<b>Cumulative lifetime risk of death (to age 74)</b>	0.3%	0.6%	-
<b>Percentage of all cancer deaths</b>	2.4	3.2	2.8
<b>Ranking amongst most common invasive cancer deaths</b>	10th	9th	10th
<b>Number of people with this cancer still alive in 2013</b>	663	714	1,377
Number alive per 100,000	29	31	30

\* invasive cancers only, excluding non-melanoma skin cancer

### Age profile at diagnosis & death



### Trends in incidence rate 1994-2013



APC#: Males (94-13) -0.3%; Females (94-13) 0.4%

# Annual Percentage Change

### 5 year net survival

Diagnosed	Net survival (age standardised)	95% confidence intervals
1994-1999	19.6%	(17.7-21.5%)
2000-2005	21.7%	(19.8-23.5%)
2006-2011	23.0%	(20.8-25.2%)
2008-2012*	23.1%	(20.9-25.3%)

\* hybrid estimate