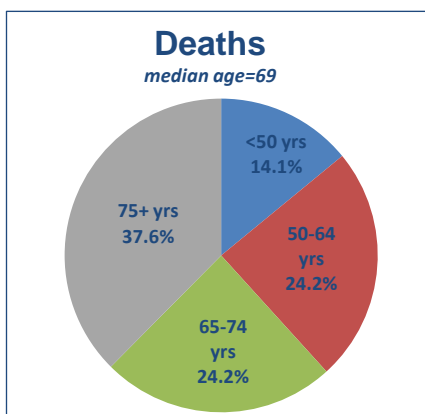
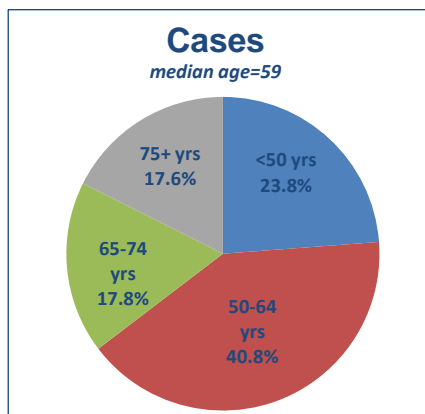


Key facts

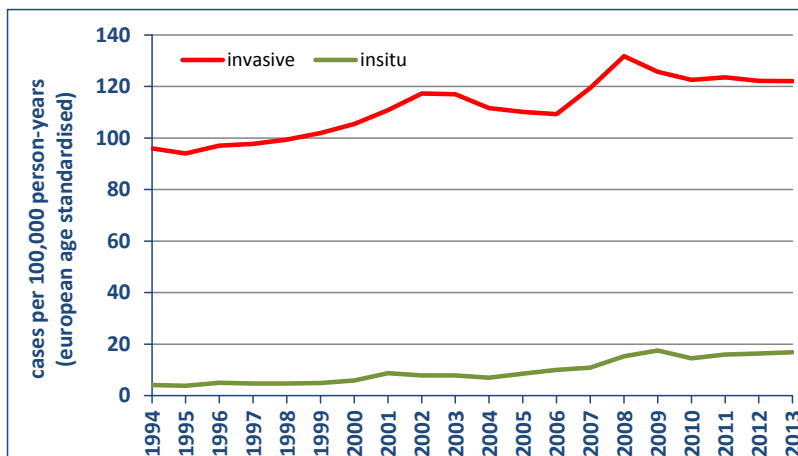
	Invasive	In Situ
Number of new cases per year	2,883	360
Incidence rate (cases per 100,000 per year)	122.6	16.4
Cumulative lifetime risk of diagnosis (to age 74)	9.6%	1.3%
Percentage of all invasive cancers	30.3	-
Ranking amongst most common cancers diagnosed	1st	-
Number of deaths per year	711	-
Mortality rate (deaths per 100,000 per year)	26.8	-
Cumulative lifetime risk of death (to age 74)	2.0%	-
Percentage of all cancer deaths	16.7	-
Ranking amongst most common invasive cancer deaths	2nd	-
Number of people with this cancer still alive in 2013	29,622	3,446
Number alive per 100,000	1,277	149

* invasive cancers only, excluding non-melanoma skin cancer

Age profile (invasive only)



Trends in incidence rate 1994-2013



APC[#]: Invasive (94-13) 1.5%; In situ (94-13) 8.8%

Annual Percentage Change

5 year net survival (invasive)

Diagnosed	Net survival (age standardised)	95% confidence intervals
1994-1999	72.3%	(70.9-73.6%)
2000-2005	78.3%	(77.1-79.4%)
2006-2011	81.1%	(79.8-82.5%)
2008-2012*	81.3%	(80.0-82.5%)

* hybrid estimate