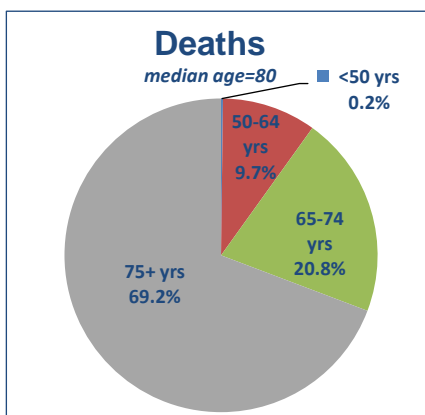
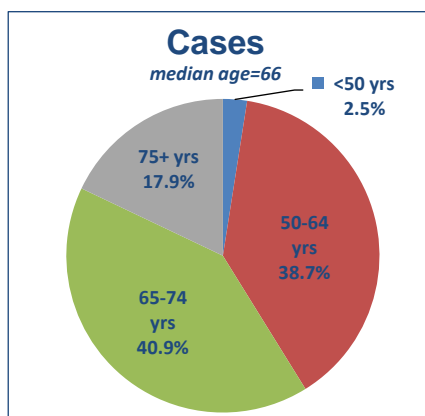


Key facts

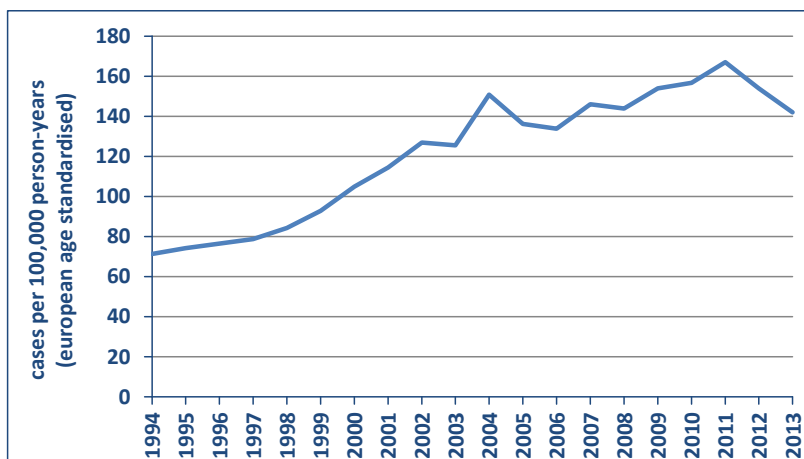
	Females	Males	Total
Number of new cases per year	-	3,400	-
Incidence rate (cases per 100,000 per year)	-	154.0	-
Cumulative lifetime risk of diagnosis (to age 74)	-	13.7%	-
Percentage of all invasive cancers	-	31.1	-
Ranking amongst most common cancers diagnosed	-	1st	-
Number of deaths per year	-	504	-
Mortality rate (deaths per 100,000 per year)	-	22.2	-
Cumulative lifetime risk of death (to age 74)	-	0.9%	-
Percentage of all cancer deaths	-	10.5	-
Ranking amongst most common invasive cancer deaths	-	3rd	-
Number of people with this cancer still alive in 2013	-	28,432	-
Number alive per 100,000	-	1,250	-

* invasive cancers only, excluding non-melanoma skin cancer

Age profile at diagnosis & death



Trends in incidence rate 1994-2013



APC#: (94-04) 7.8% (04-13) 1.1%

Annual Percentage Change

5 year net survival

Diagnosed	Net survival (age standardised)	95% confidence intervals
1994-1999	68.9%	(67.1-70.7%)
2000-2005	85.7%	(84.7-86.8%)
2006-2011	90.1%	(89.1-91.2%)
2008-2012*	90.6%	(89.6-91.5%)

* hybrid estimate