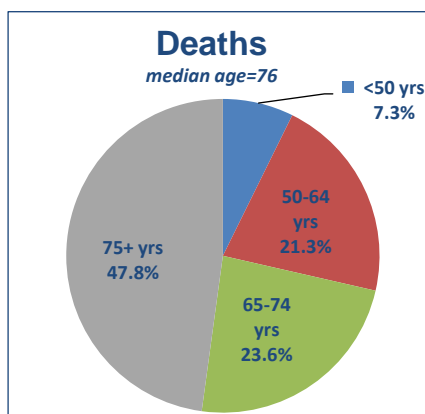
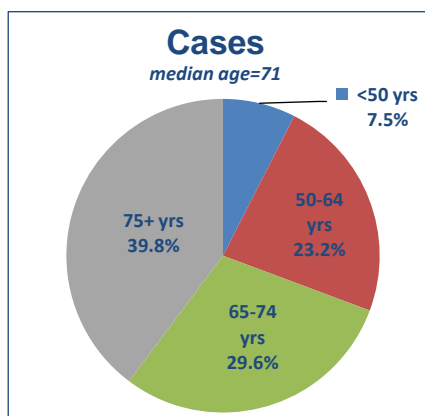


Key facts

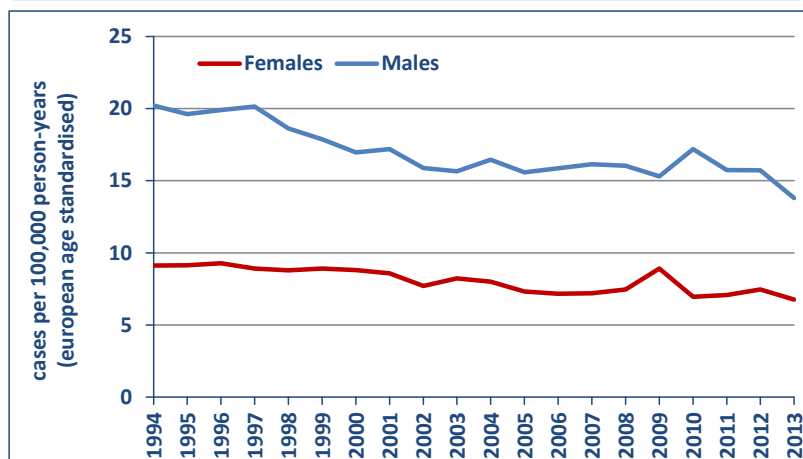
	Females	Males	Total
Number of new cases per year	192	341	532
Incidence rate (cases per 100,000 per year)	7.1	15.1	-
Cumulative lifetime risk of diagnosis (to age 74)	0.5%	1.2%	-
Percentage of all invasive cancers	2.0	3.1	2.6
Ranking amongst most common cancers diagnosed	11th	7th	6th
Number of deaths per year	122	179	301
Mortality rate (deaths per 100,000 per year)	4.3	7.9	-
Cumulative lifetime risk of death (to age 74)	0.2%	0.5%	-
Percentage of all cancer deaths	2.9	3.7	3.3
Ranking amongst most common invasive cancer deaths	8th	6th	7th
Number of people with this cancer still alive in 2013	647	1,070	1,717
Number alive per 100,000	28	47	37

* invasive cancers only, excluding non-melanoma skin cancer

Age profile at diagnosis & death



Trends in incidence rate 1994-2013



APC#: Males (94-02) -2.9%, (02-13) -0.6%; Females (94-13) -1.5%

Annual Percentage Change

5 year net survival

Diagnosed	Net survival (age standardised)	95% confidence intervals
1994-1999	17.3%	(15.7-18.8%)
2000-2005	19.2%	(17.6-20.8%)
2006-2011	24.9%	(22.9-26.9%)
2008-2012*	26.2%	(24.1-28.2%)

* hybrid estimate