

# Cancer Factsheet

## Female breast

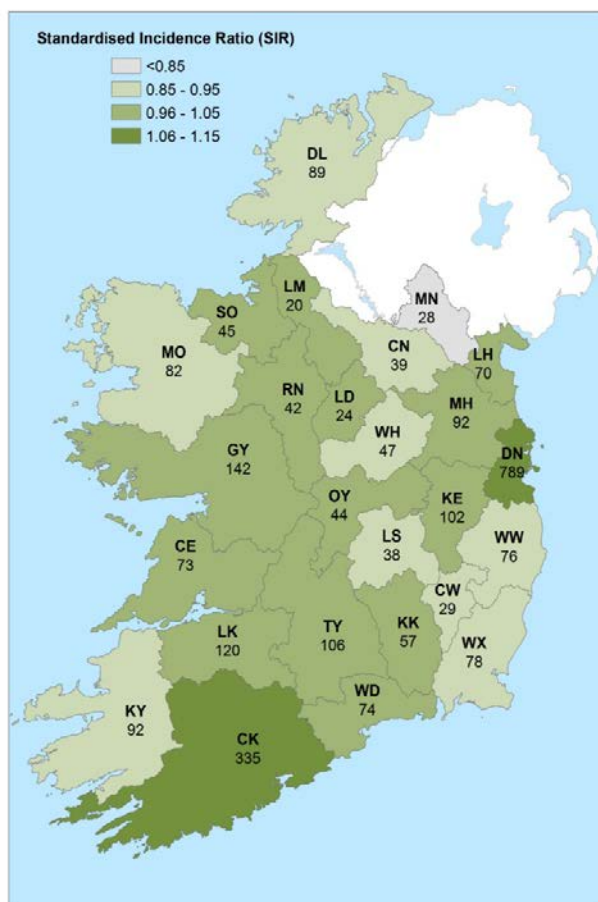
### Key facts

	Invasive	In situ
Number of new cases per year	3,141	375
Incidence rate (cases per 100,000 per year)	122.6	15.8
Cumulative lifetime risk of diagnosis (to age 74)	1 in 10	1 in 76
Percentage of all invasive cancers *	30.1%	-
Ranking among most common cancers *	1 <sup>st</sup>	-
Number of deaths per year	709	-
Mortality rate (deaths per 100,000 per year)	26.7	-
Cumulative lifetime risk of death (to age 74)	1 in 51	-
Percentage of all cancer deaths	17%	-
Ranking among most common invasive cancer deaths	2 <sup>nd</sup>	-
Number of people with this cancer still alive, end 2015 #	33,352	3,994
Number alive per 100,000	1,456	170

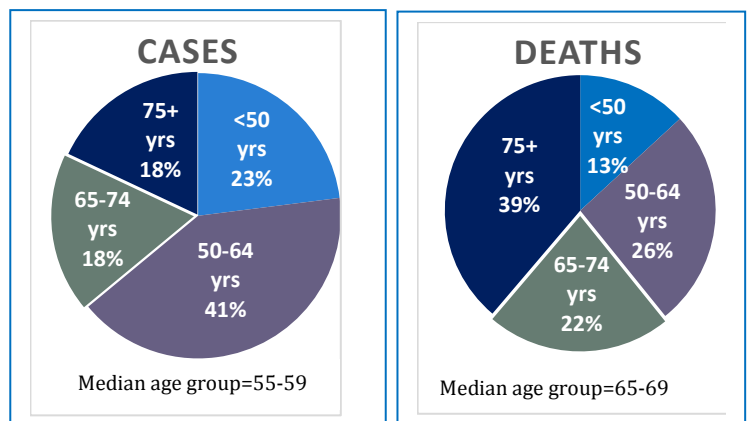
\*invasive cancers only, excluding non-melanoma skin cancer

# diagnosed since 1994

### Cases mapped by county



### Age profile at diagnosis and death

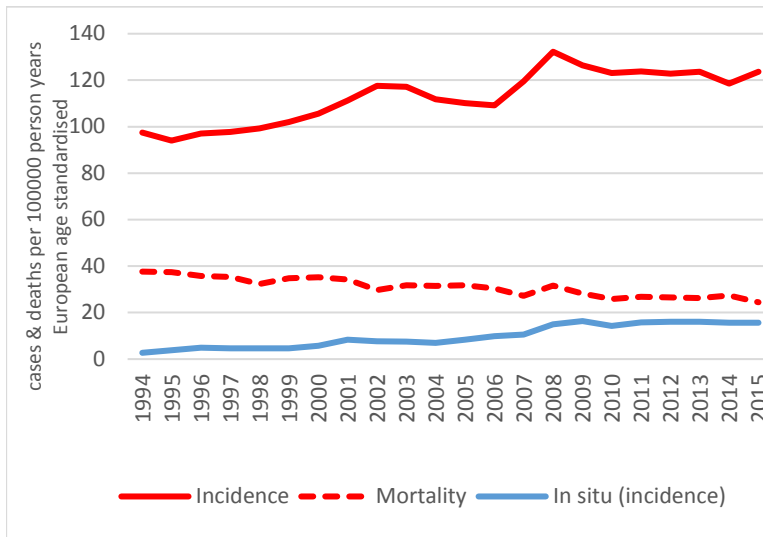


### Top risk factors

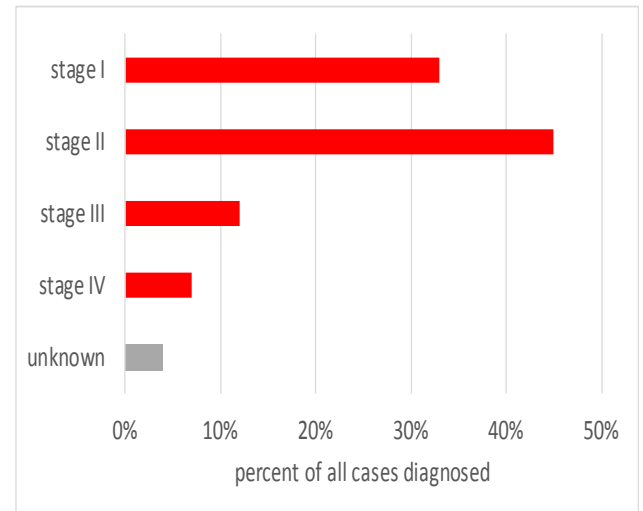
- Family history
- Nulliparity and low parity
- Late age first pregnancy
- Late natural menopause
- Early menarche
- Oral contraceptives
- Diethylstilbestrol
- Greater body fatness
- Alcohol
- Smoking
- Ionizing radiation
- Benign breast disease
- High SES

Annual average number of cases, 2005-2015:  
colours indicate higher or lower than expected  
based on national rates

## Trend in incidence and mortality



## Stage at diagnosis



**APC# Incidence invasive: (94-09) 1.9% (09-15) -0.6%**  
**Insitu (94-06) 8.5%, (06-09) 18.3%, (09-15) -0.3%**  
**Mortality: (94-15) -1.9%**

# Annual Percentage Change

## Treatment within 1 year

99% pathologically diagnosed

68% Radiotherapy

54% Hormone therapy

45% Chemotherapy

82% Surgery

% of all cases diagnosed 2013-2015

## 5 year net survival

Diagnosed	Net Survival (age standardised)	95% Confidence interval
1994-1998	71.6%	70.0-73.1%
1999-2003	77.3%	75.9-78.6%
2004-2008	80.8%	79.6-82.0%
2009-2013	83.1%	81.5-84.5%

\*10 year net survival (hybrid analysis):

75.1% (73.1-77.2%)