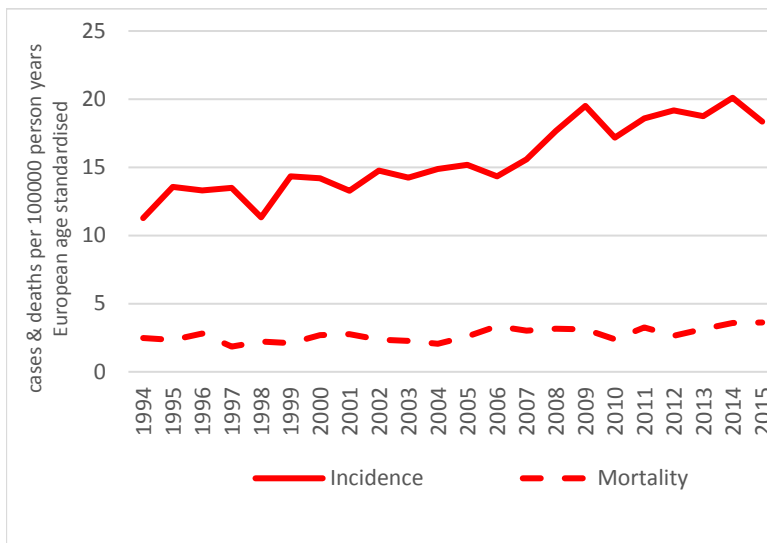




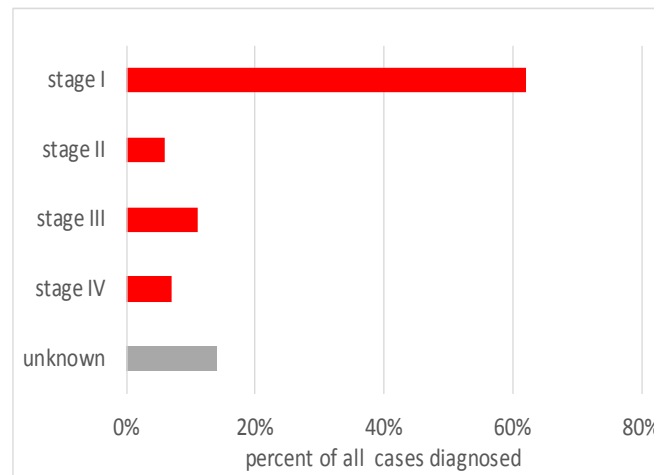
# Corpus uteri

## Trend in incidence and mortality

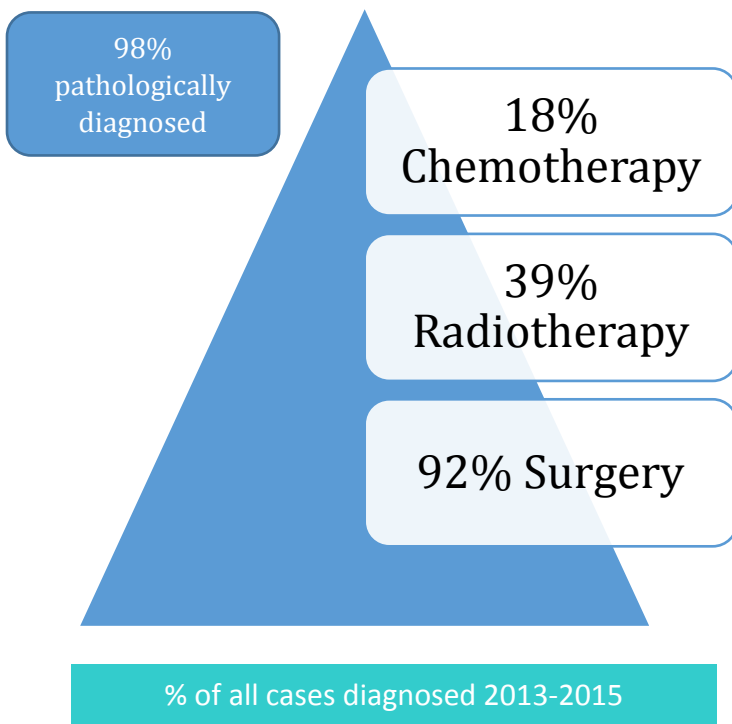


**APC# Incidence: (94-15) 2.4%**  
**Mortality: (94-15) 2.1%**  
*# Annual Percentage Change*

## Stage at diagnosis



## Treatment within 1 year



## 5 year net survival

Diagnosed	Net survival (age standardised)	95% Confidence interval
1994-1998	73.7%	69.9-77.6%
1999-2003	72.0%	68.6-75.3%
2004-2008	72.2%	69.2-75.3%
2009-2013	77.7%	74.6-80.9%

\*10 year net survival (hybrid analysis):

70.9% (66.3-75.6%)